



EMBASSY OF THE
UNITED ARAB EMIRATES
WASHINGTON, DC

WWW.UAE-EMBASSY.ORG

UAE – U.S. HISTORICAL TRADE RELATIONSHIPS

ALABAMA REPORT

2018 UPDATE

Table of Contents

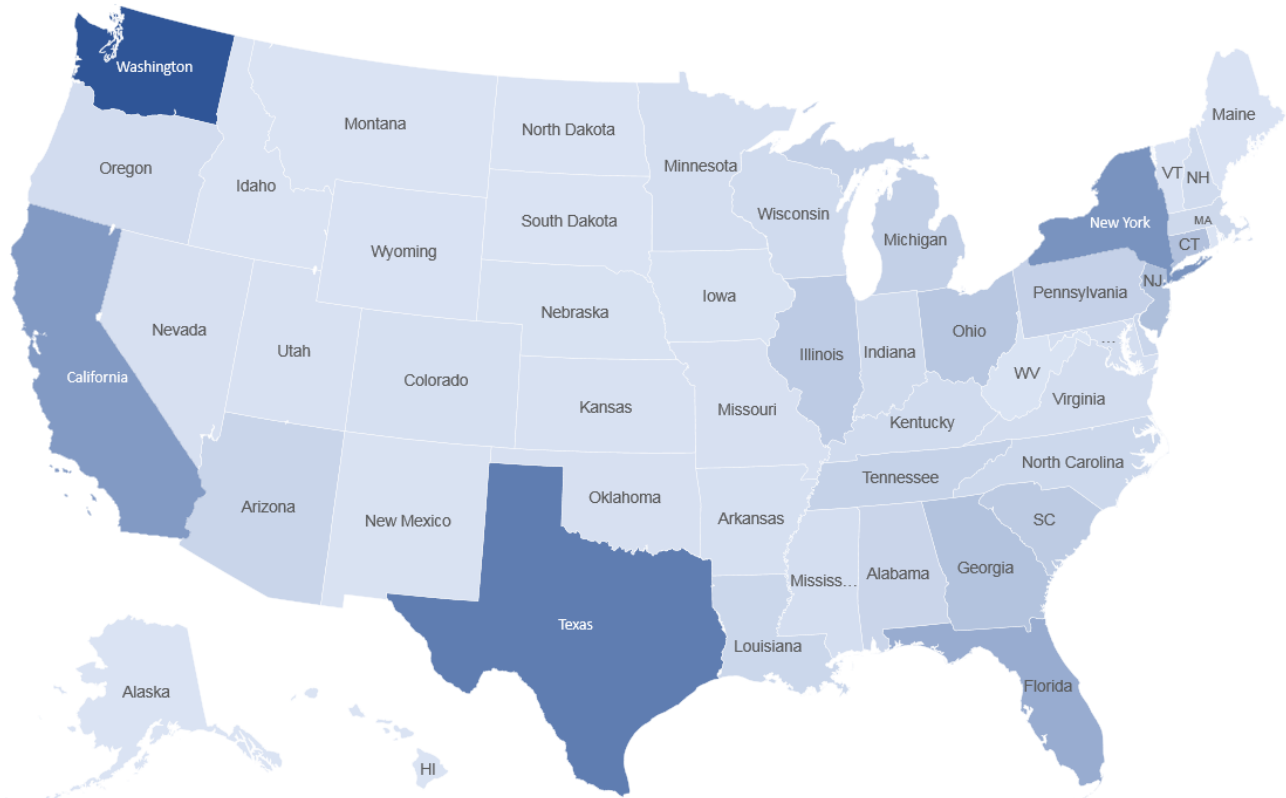
Section	Contents	Page
I	US Exports to the UAE	3
II	UAE-Supported Employment	9
III	Appendices	10

Alabama Exports to the UAE



U.S. State Exports to the UAE for the Years 2015-2018

2015-2018 Exports to the UAE 
 \$0.00B \$13.55B



A 17th
Largest Exporting State

B \$1.3B
Four-Year Total Exports

C Other
Transportation
Equipment
Top Exporting
Sector

D Paper
Manufacturing
Sector with Largest
Increase in Exports
Since 2017

E \$174.5M
Trade Surplus
in 2018

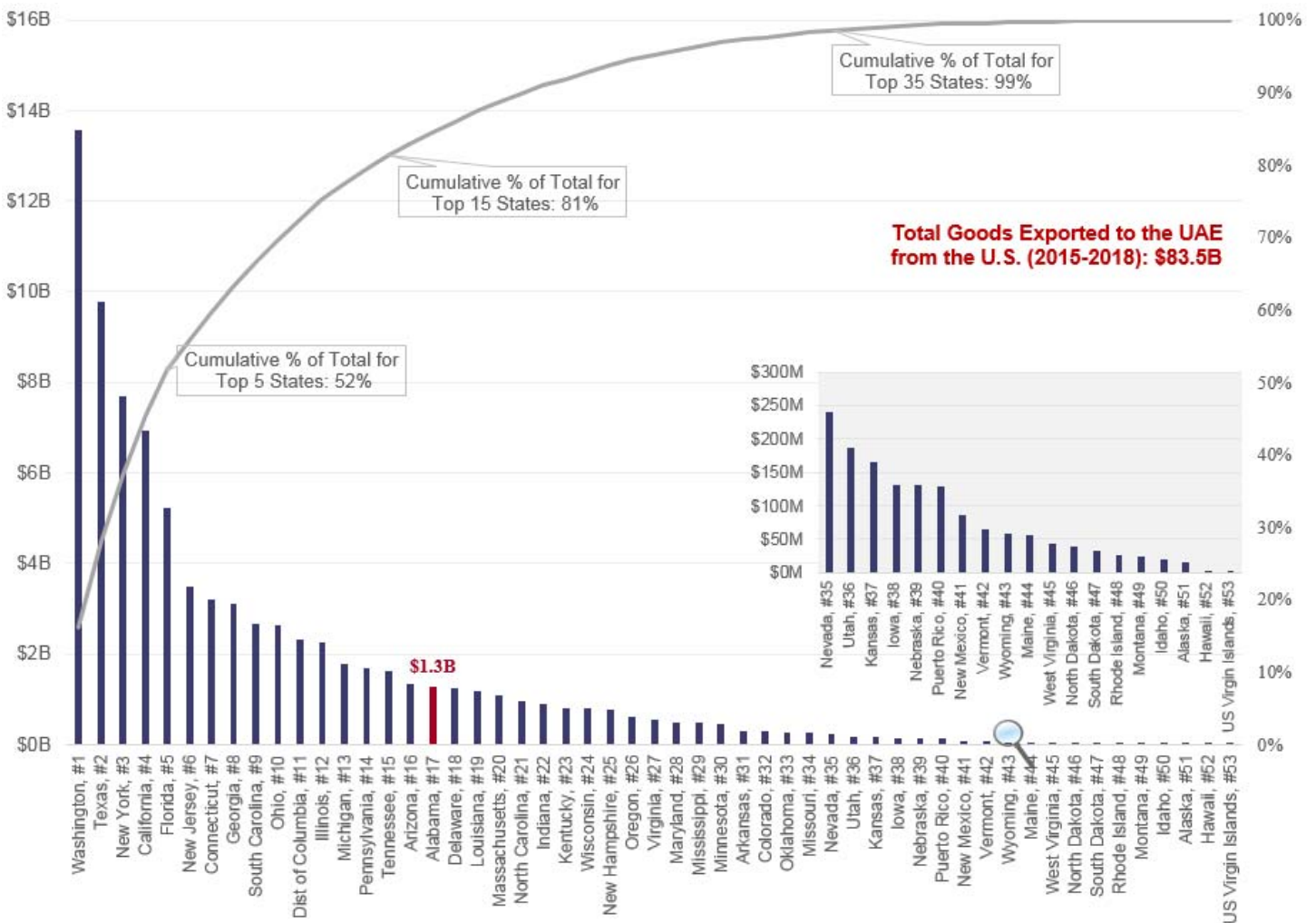
F 1,811
Jobs Supported by
Exports

Alabama Exports to the UAE



Alabama ranked 17th among U.S. states and territories with \$1.3B in goods exported to the UAE between 2015 and 2018

Exhibit I.1 | U.S. State Rankings of Exports to the UAE (\$ in Billions)

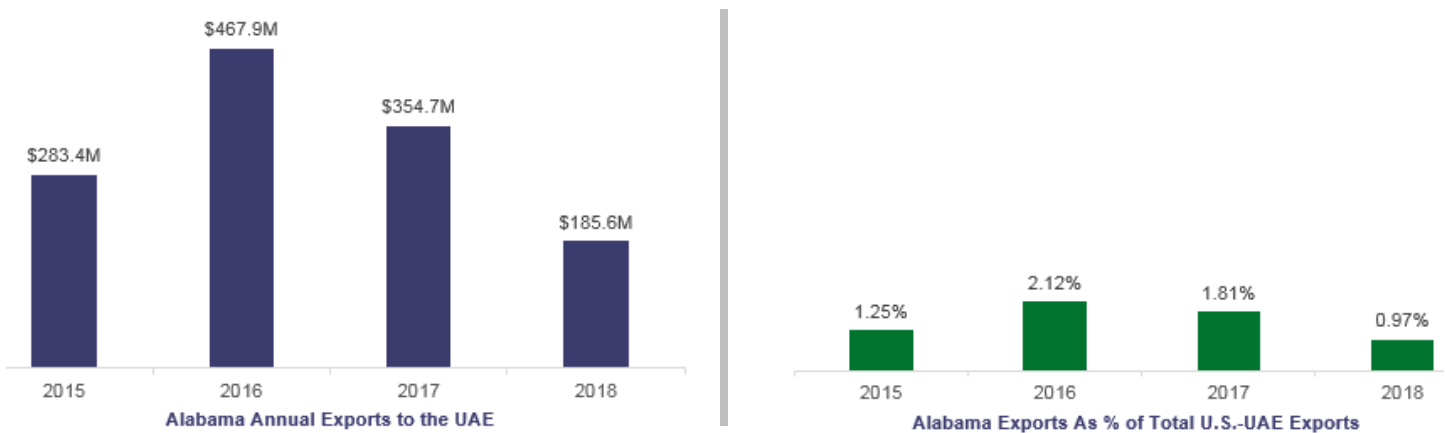









Alabama Exports to the UAE

I

B Total value of 2018 goods exported is lowest in last four years

Exhibit I.2 | Alabama Export Values and Percent of Total by Year



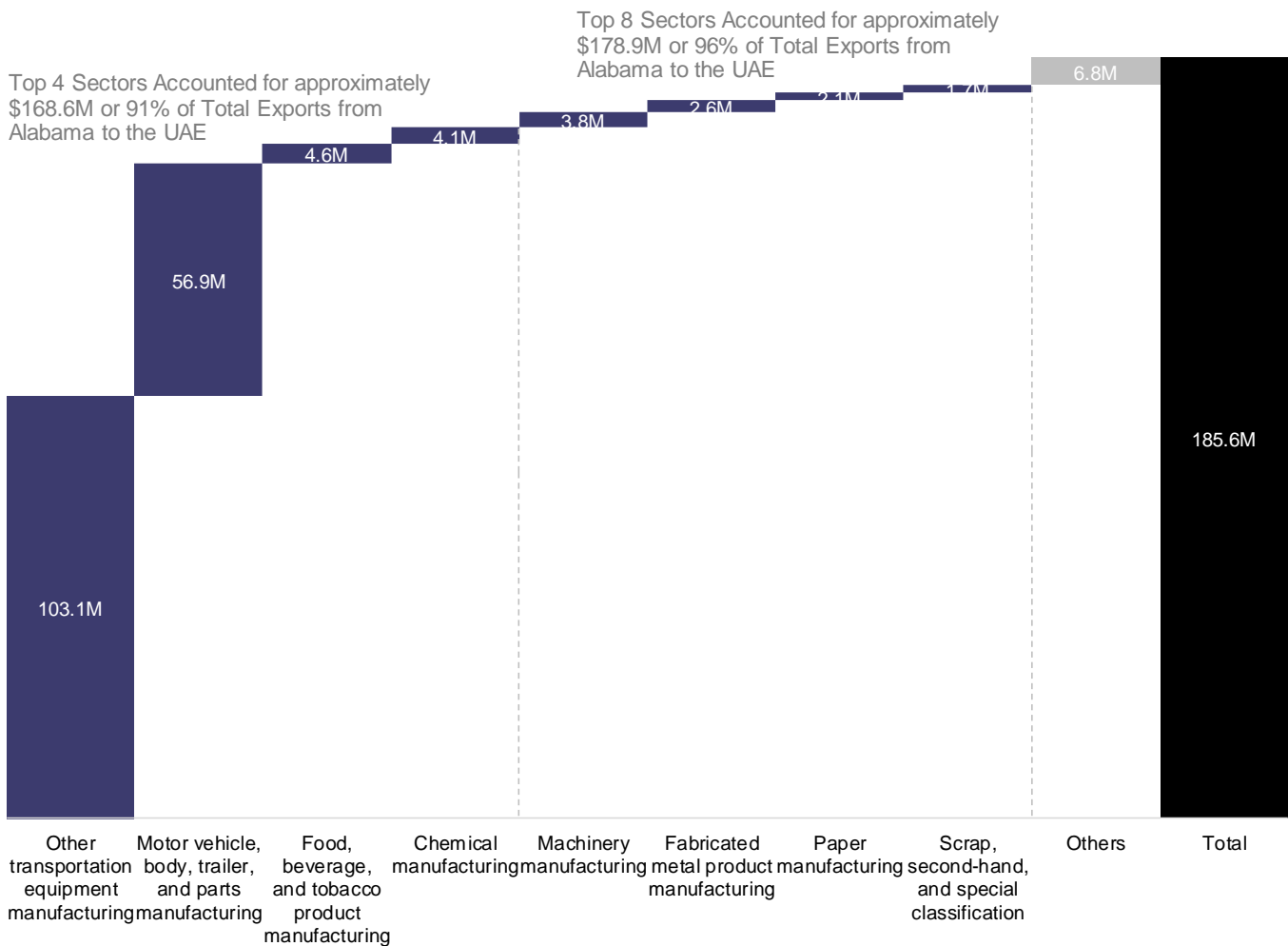
\$ in millions							
Rank	State	2015	2016	2017	2018	Trend Line	2015-2018
	All U.S. States	\$22,596.4	\$22,030.6	\$19,631.8	\$19,214.3		\$83,473.1
17	Alabama	1.3% \$283.4	2.1% \$467.9	1.8% \$354.7	1.0% \$185.6		1.5% \$1,291.7
1	Washington	14.2% \$3,211.2	18.9% \$4,157.6	20.9% \$4,104.7	10.8% \$2,081.1		16.2% \$13,554.6
5	Florida	6.8% \$1,534.4	6.8% \$1,487.5	6.3% \$1,244.7	4.9% \$949.4		6.2% \$5,216.0
10	Ohio	2.2% \$499.8	3.8% \$830.2	3.1% \$608.6	3.6% \$686.5		3.1% \$2,625.1
20	Massachusetts	0.7% \$150.0	0.7% \$161.8	1.5% \$285.1	2.6% \$493.1		1.3% \$1,090.0
30	Minnesota	0.5% \$113.2	0.4% \$94.1	0.6% \$108.9	0.7% \$136.5		0.5% \$452.7

Alabama Exports to the UAE



In 2018 *Other Transportation Equipment and Motor Vehicle, Body, Trailer and Parts* were the largest exporting sectors

Exhibit I.3 | Alabama's Exporting Sectors in 2018

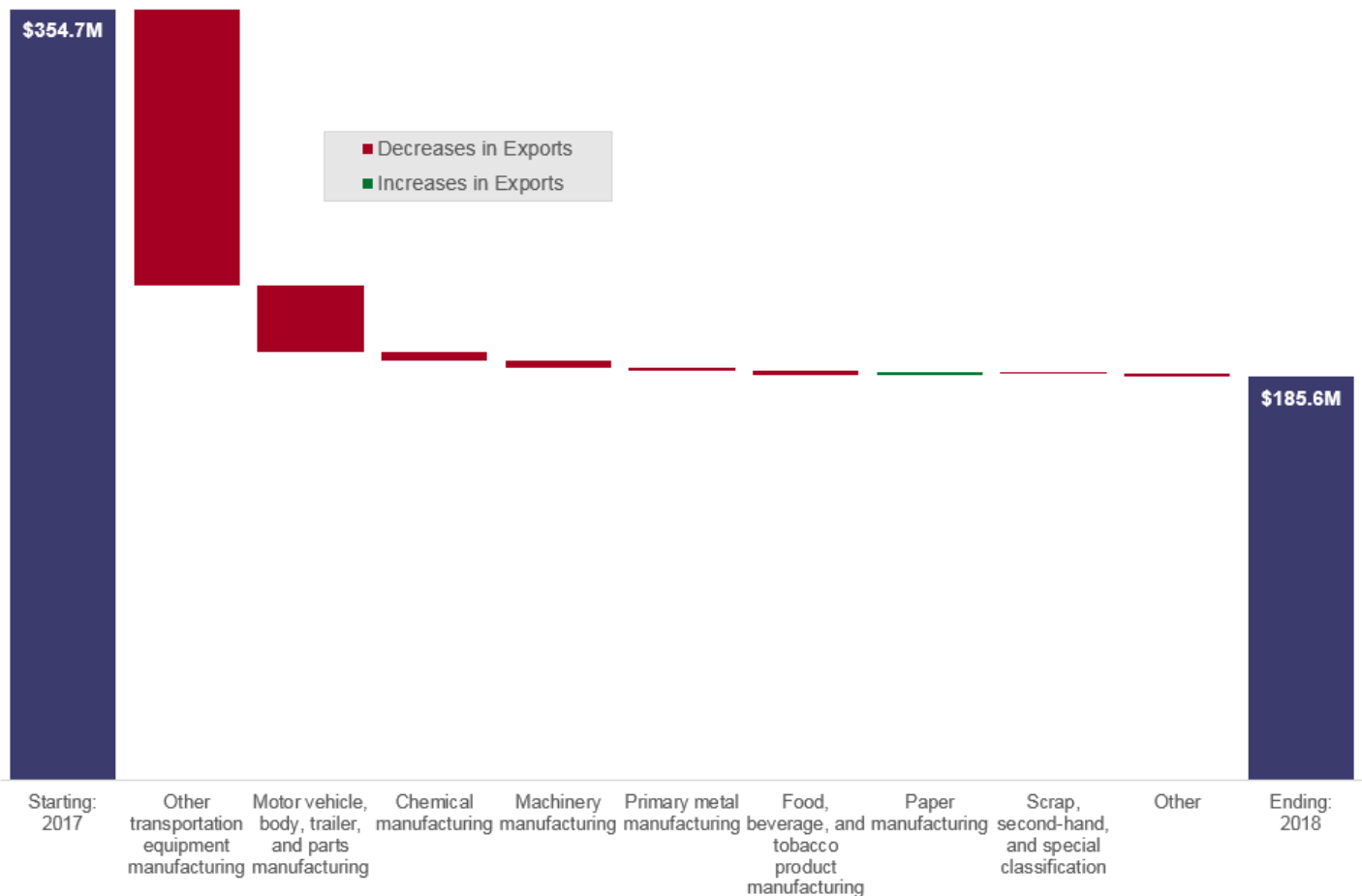


Alabama Exports to the UAE

I

D From 2017 to 2018 *Paper Manufacturing* sector had the largest increase in exports. *Other Transportation Equipment* sector had the largest decrease

Exhibit I.4 | Alabama's Exporting Sector Movements From 2017 to 2018

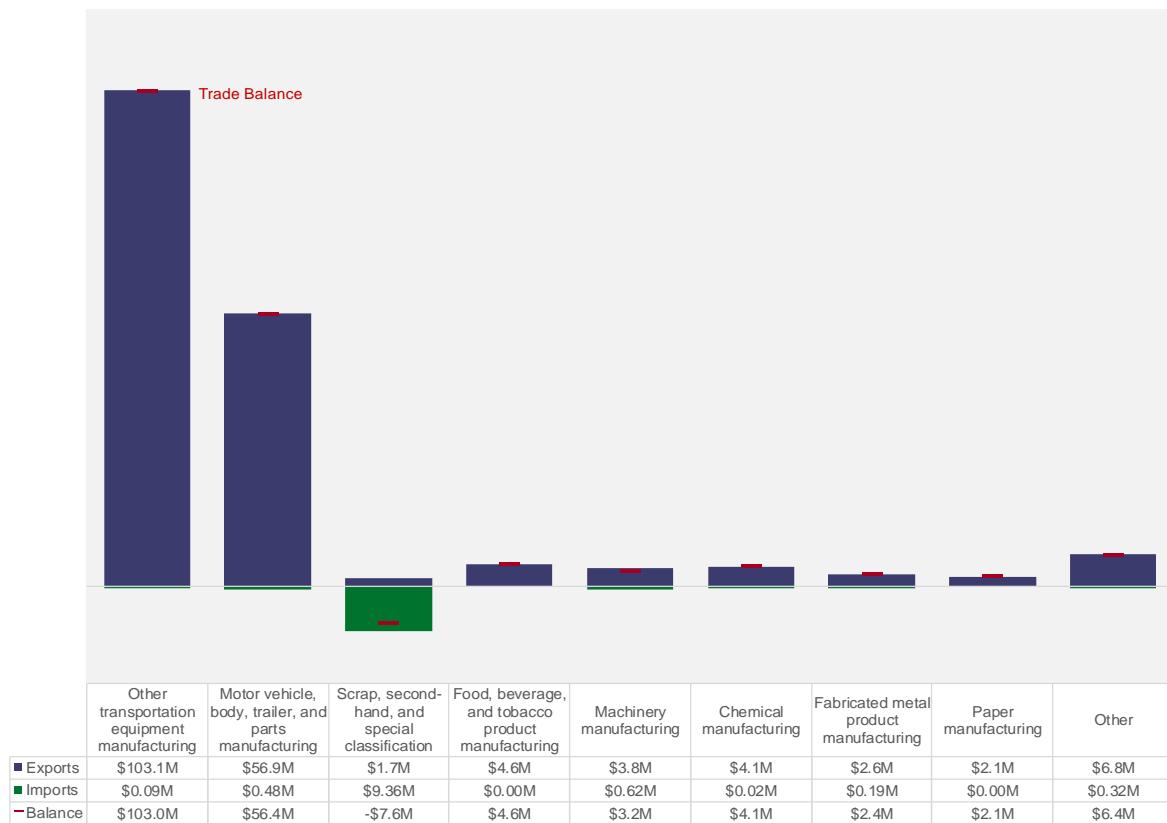


Alabama Exports to the UAE



E Alabama had a \$174.5M trade surplus with the UAE in 2018

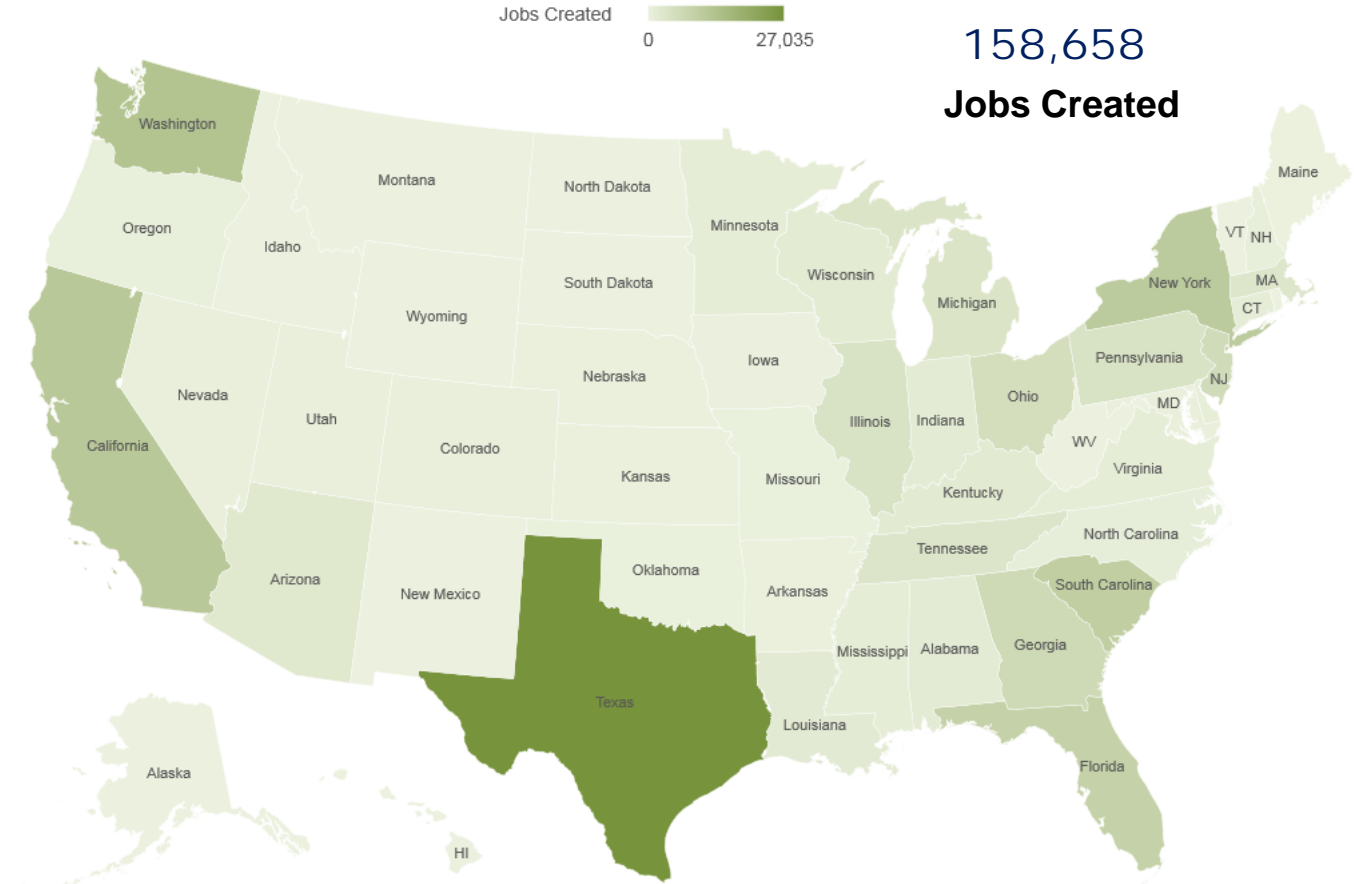
Exhibit I.5 | Alabama's Trade Surplus with the UAE by Sector



Alabama 2018 Employment Driven by Export to the UAE



Positive U.S. Employment Driven by Exports to the UAE in 2018



F 1,811 Jobs out of 158,658 Total Jobs Created in the U.S. by the UAE

Employment Driven by Alabama's Exports of Manufactured Goods to the UAE*	1,811	Other transportation equipment manufacturing	Computer and electronic product manufacturing	Chemical manufacturing	Fabricated metal product manufacturing	Machinery manufacturing
		949	15	35	31	39
		Electrical equipment and appliance manufacturing	Food, beverage, and tobacco product manufacturing	Miscellaneous manufacturing	Motor vehicle, body, trailer, and parts manufacturing	
		7	69	16	582	

* The sectors shown are the top ten U.S. manufacturing sectors exporting to the UAE in 2018.



APPENDICES

Appendix A



Alabama's Top Exporting Commodities to the UAE in 2018

This exhibit only displays commodities with annual export amounts exceeding \$5M

Sector	Top Commodity	Export Value
Other transportation equipment manufacturing	3364 Aerospace Products & Parts	103.0M
Motor vehicle, body, trailer, and parts manufacturing	3361 Motor Vehicles	56.7M
Food, beverage, and tobacco product manufacturing	3116 Meat Products & Meat Packaging Products	
Chemical manufacturing	3251 Basic Chemicals 3256 Soaps, Cleaning Compounds & Toilet Preparations	
Machinery manufacturing	3339 Other General Purpose Machinery	
Fabricated metal product manufacturing	3323 Architectural & Structural Metals	
Paper manufacturing	3221 Pulp, Paper & Paperboard Mill Products	
Scrap, second-hand, and special classification	9900 Other Special Classification Provisions	
Computer and electronic product manufacturing		
Petroleum and coal products manufacturing	3241 Petroleum & Coal Products	

Note: Due to space constraints, some data bars are fitted to the page and not to scale.

Employment Driven by Top 10 UAE-Exporting Sectors in Alabama in 2018

