



EMBASSY OF THE
UNITED ARAB EMIRATES
WASHINGTON, DC

WWW.UAE-EMBASSY.ORG

UAE – U.S. HISTORICAL TRADE RELATIONSHIPS

IDAHO REPORT

2019 UPDATE

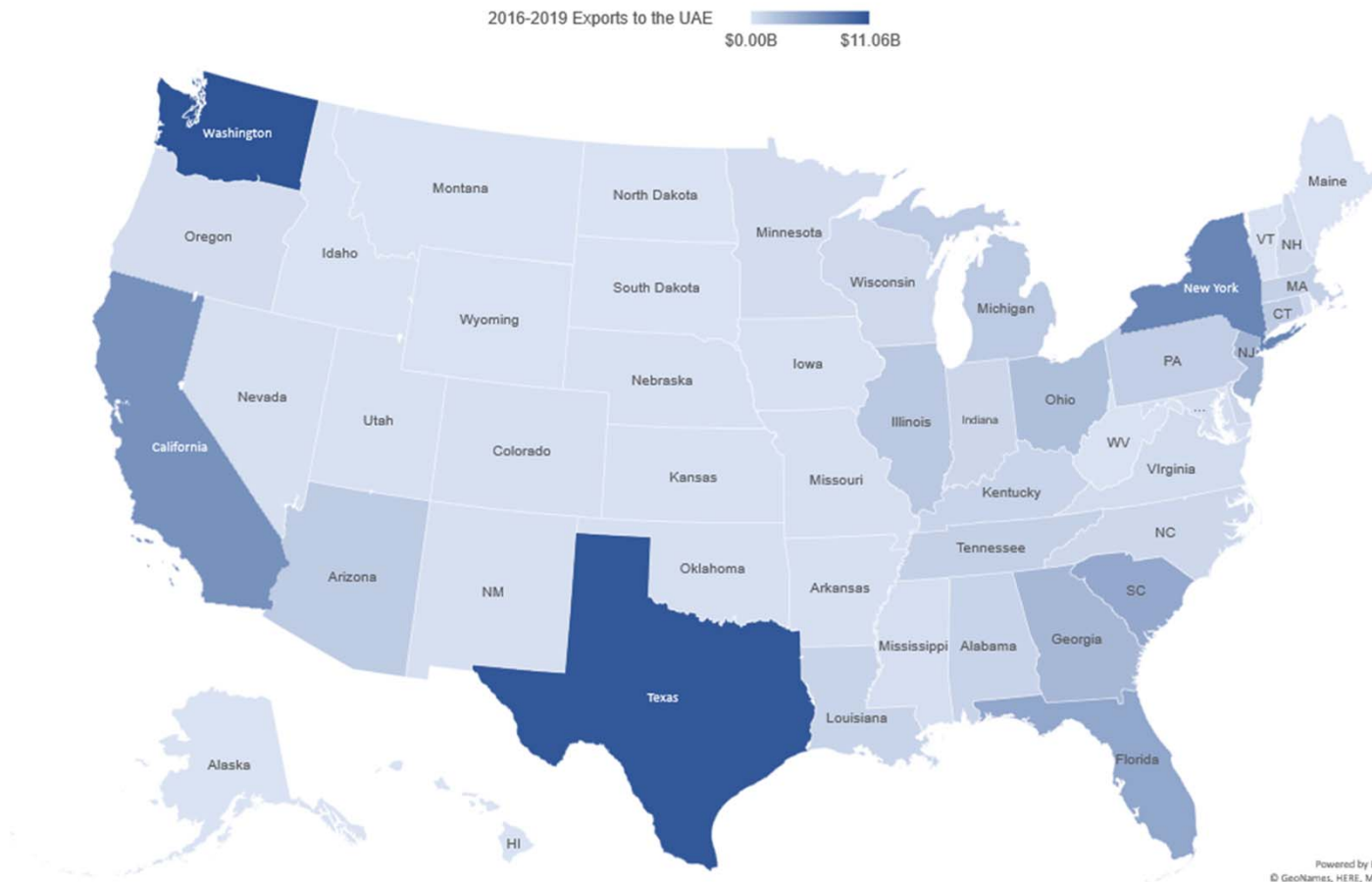
Table of Contents

Section	Contents	Page
I	US Exports to the UAE	3
II	UAE-Supported Employment	9
III	Foreign Direct Investment	10
IV	Appendices	13

Idaho Exports to the UAE



U.S. State Exports to the UAE for the Years 2016-2019



A 50th
Largest Exporting State

B \$18.3M
Four-Year Total Exports

C Food Beverage, and Tobacco Product Manufacturing
Top Exporting Sector

D Miscellaneous Manufacturing
Sector with Largest Increase in Exports Since 2018

E \$9.4M
Trade Deficit in 2019

F 46
Jobs Supported by Exports

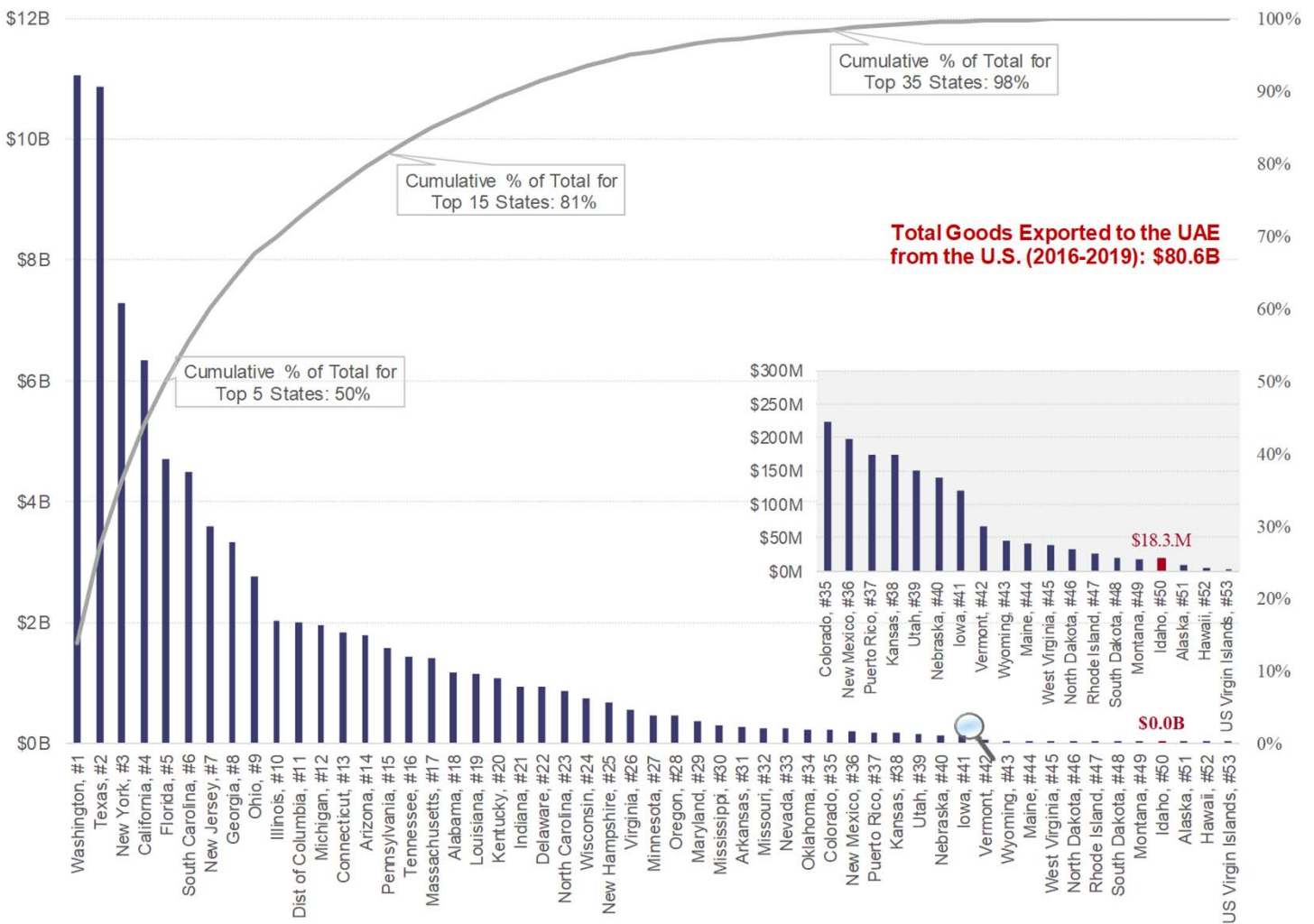
Idaho Exports to the UAE



A

Idaho ranked 50th among U.S. states and territories with \$18.3M in goods exported to the UAE between 2016 and 2019

Exhibit I.1 | U.S. State Rankings of Exports to the UAE (\$ in Billions)



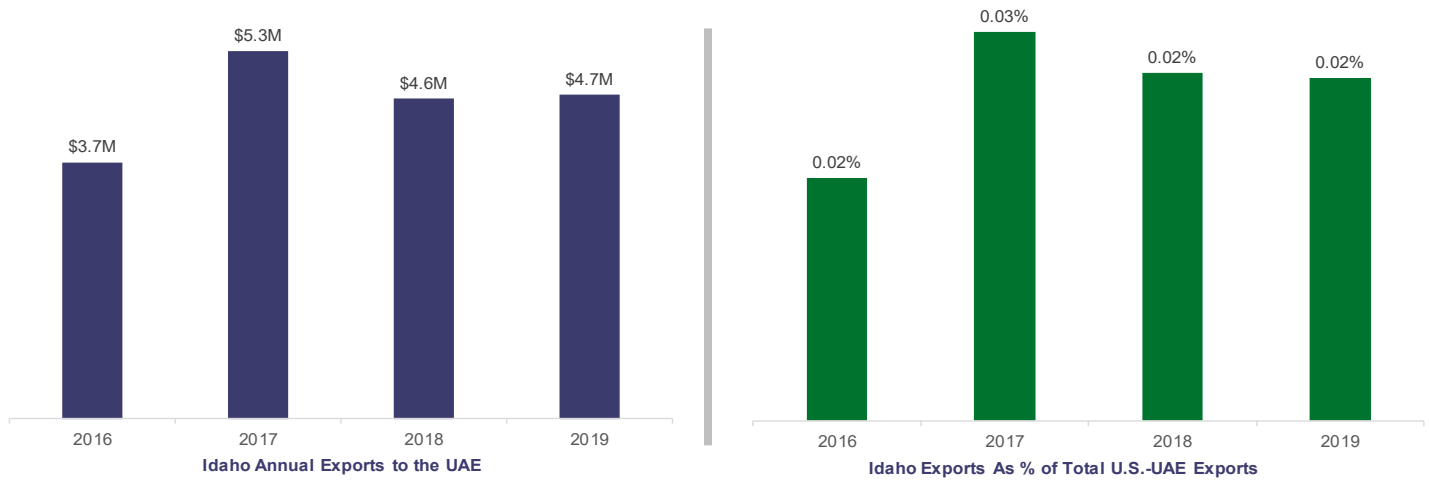
Idaho Exports to the UAE



B

Total value of 2019 goods exported is second highest in last four years

Exhibit I.2 | Idaho Export Values and Percent of Total by Year



\$ in millions

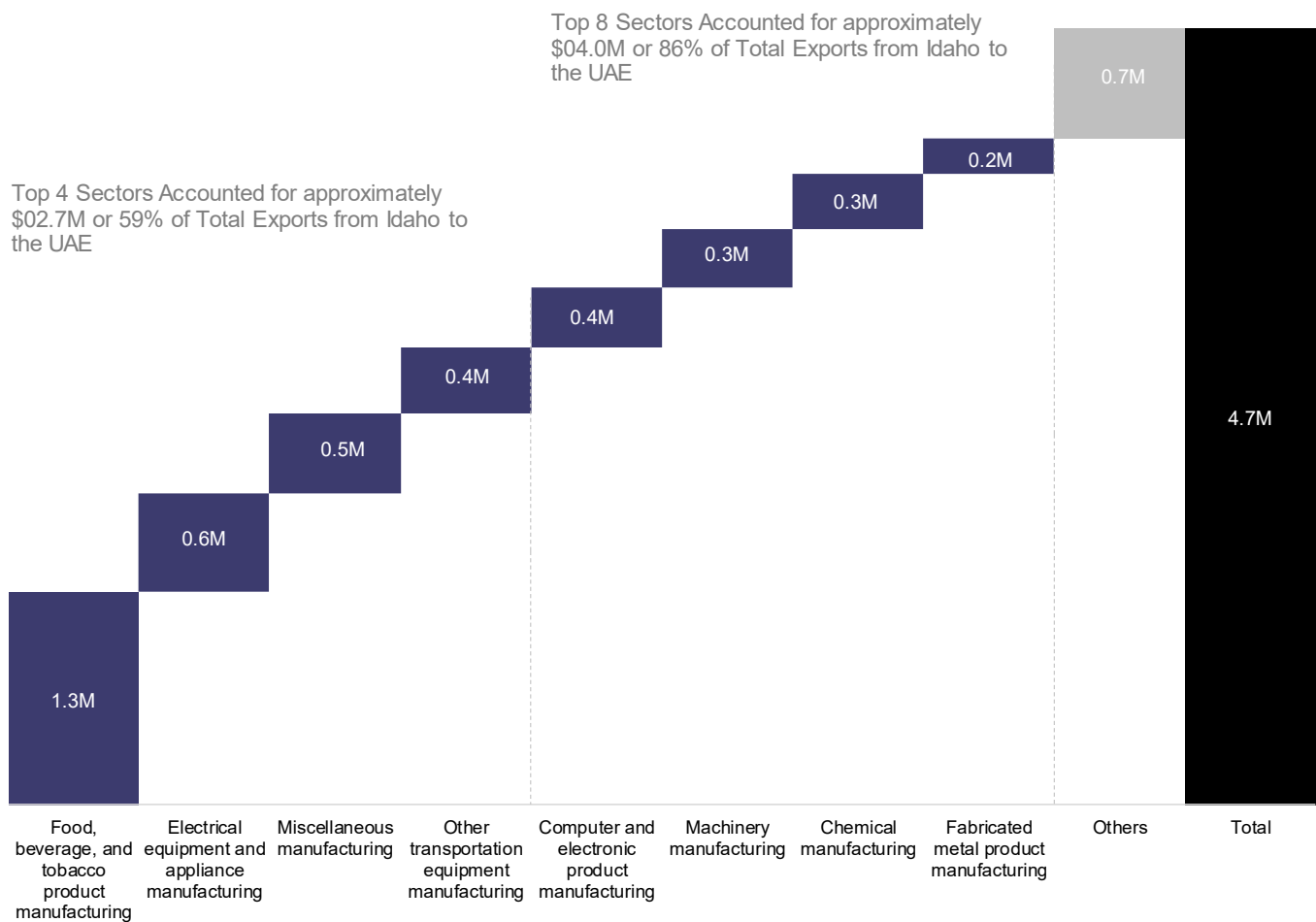
Rank	State	2016	2017	2018	2019	Trend Line	2016-2019
	All U.S. States	\$22,027.0	\$19,690.8	\$19,177.3	\$19,684.7		\$80,579.8
50	Idaho	0.0% \$3.7	0.0% \$5.3	0.0% \$4.6	0.0% \$4.7		0.0% \$18.3
1	Washington	18.9% \$4,157.6	20.8% \$4,104.7	10.8% \$2,080.5	3.6% \$717.4		13.7% \$11,060.2
5	Florida	6.8% \$1,487.5	6.3% \$1,244.6	5.0% \$949.9	5.1% \$1,011.3		5.8% \$4,693.3
10	Illinois	2.8% \$622.5	2.6% \$503.5	2.6% \$494.3	2.0% \$402.3		2.5% \$2,022.6
20	Kentucky	0.8% \$168.2	0.9% \$172.8	1.3% \$244.7	2.5% \$484.2		1.3% \$1,069.9
30	Mississippi	0.3% \$59.3	0.3% \$51.9	0.7% \$137.7	0.3% \$49.4		0.4% \$298.2

Idaho Exports to the UAE



In 2019, *Food Beverage, and Tobacco Product Manufacturing* and *Electrical Equipment and Appliance Manufacturing* were the largest exporting sectors

Exhibit I.3 | Idaho's Exporting Sectors in 2019



Idaho Exports to the UAE



D

From 2018 to 2019, *Miscellaneous Manufacturing* sector had the largest increase in exports. *Fabricated Metal Product Manufacturing* sector had the largest decrease

Exhibit I.4 | Idaho's Exporting Sector Movements From 2018 to 2019

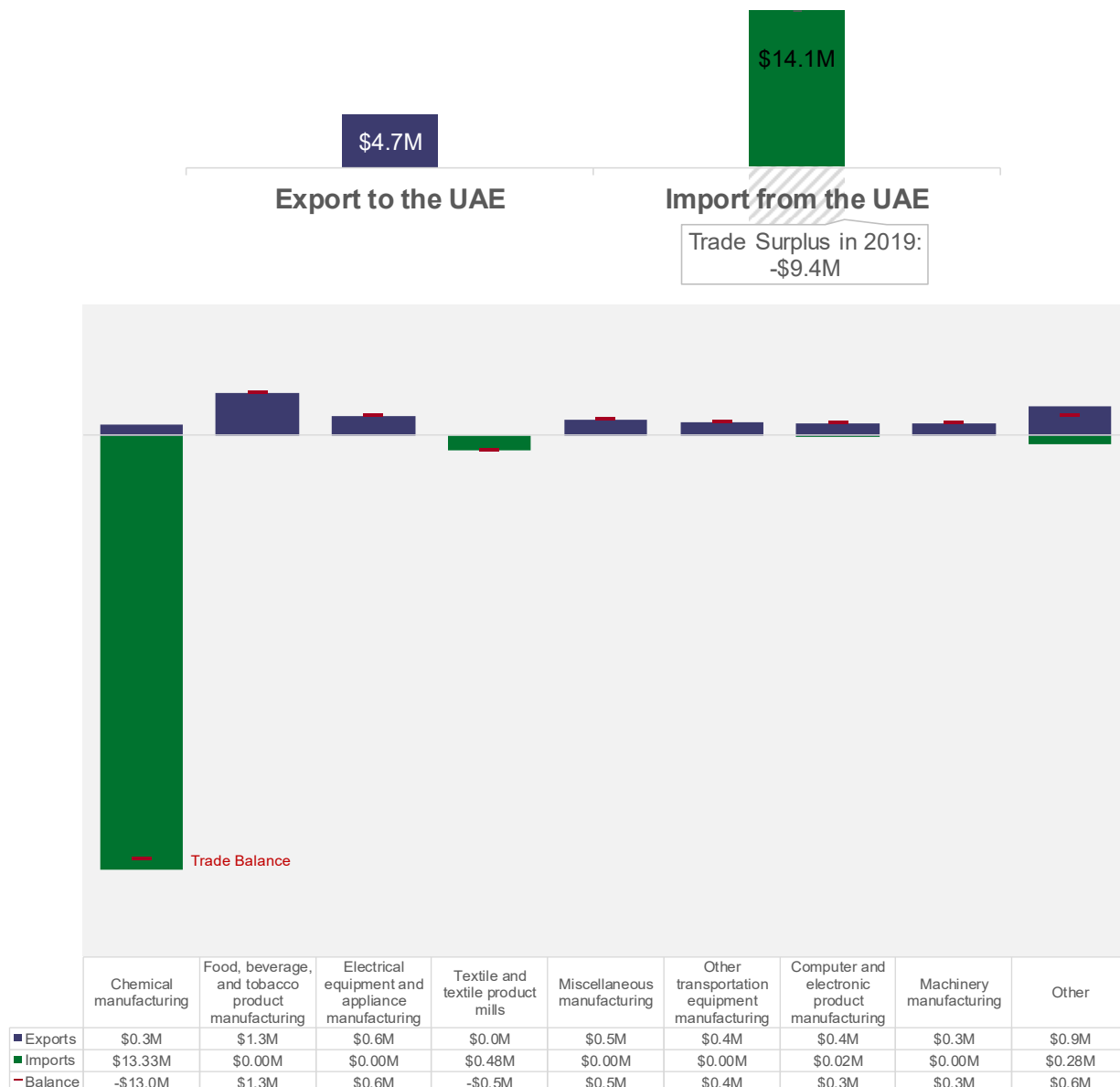


Idaho Exports to the UAE

I

E Idaho had an \$9.4M trade deficit with the UAE in 2019

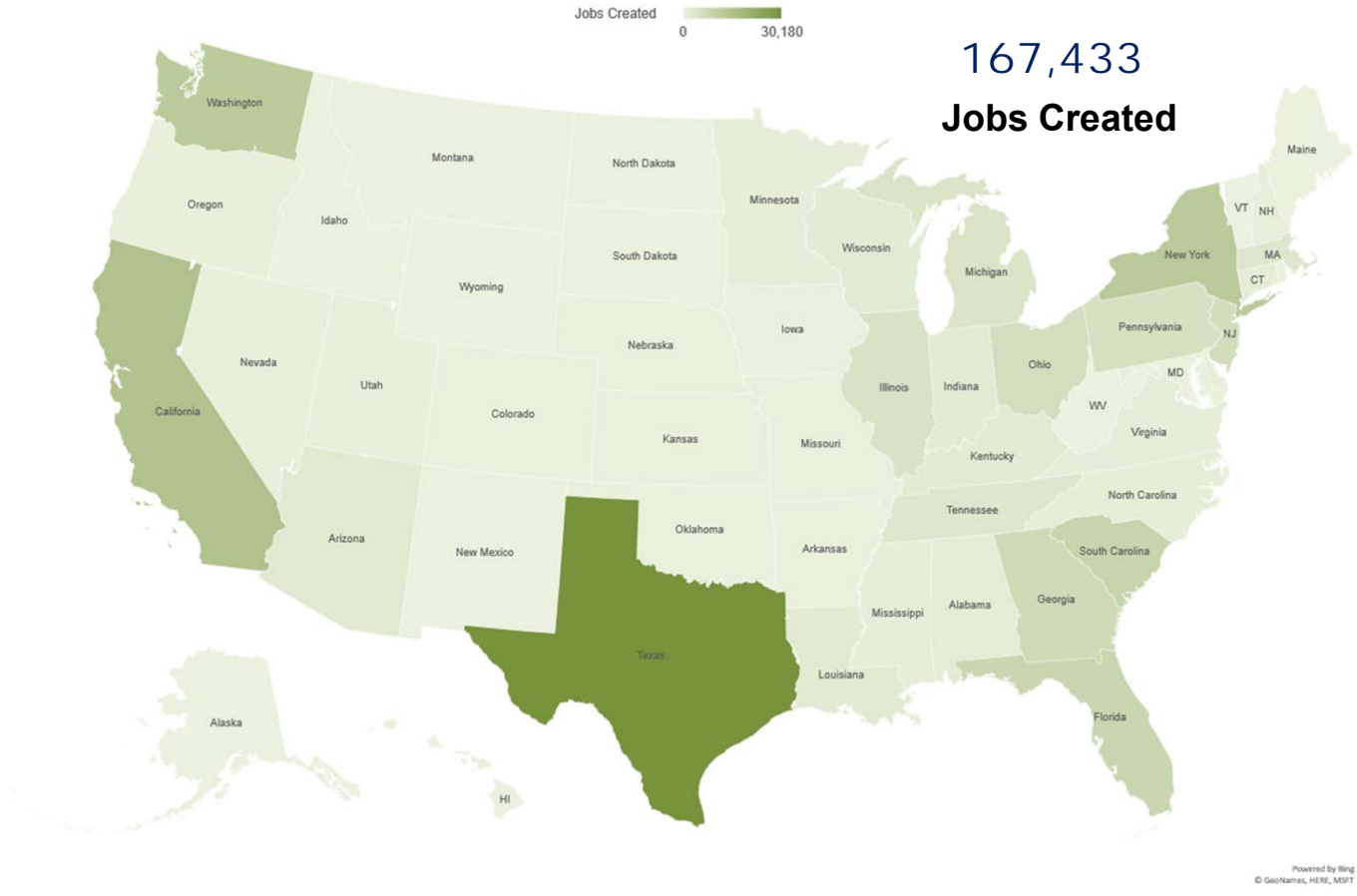
Exhibit I.5 | Idaho's Trade Surplus with the UAE by Sector



Idaho 2019 Employment Driven by Export to the UAE



Positive U.S. Employment Driven by Exports to the UAE in 2019



F

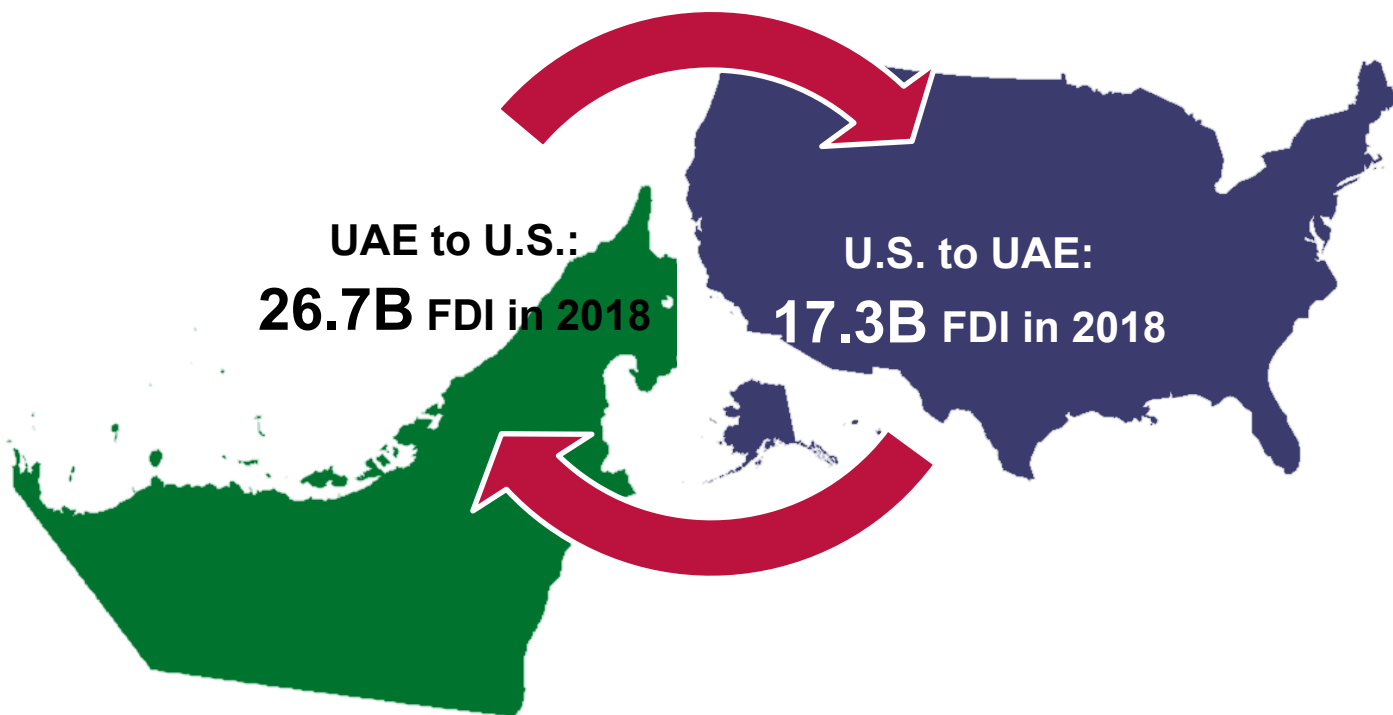
46 Jobs out of 167,433 Total Jobs Created in the U.S. by the UAE

Employment Driven by Idaho's Exports of Manufactured Goods to the UAE*	46	Other transportation equipment manufacturing	Computer and electronic product manufacturing	Chemical manufacturing	Fabricated metal product manufacturing	Machinery manufacturing	
		3	2	2	2	3	
		Electrical equipment and appliance manufacturing	Food, beverage, and tobacco product manufacturing	Miscellaneous manufacturing	Motor vehicle, body, trailer, and parts manufacturing		
		5	15	6	1		

* The sectors shown are the top ten U.S. manufacturing sectors exporting to the UAE in 2019.

Foreign Direct Investment

IV



A \$26.7B
2018 UAE total
FDI in U.S.

B Financial
Services
Sector
Benefited from
UAE's investments
in Idaho since
2004

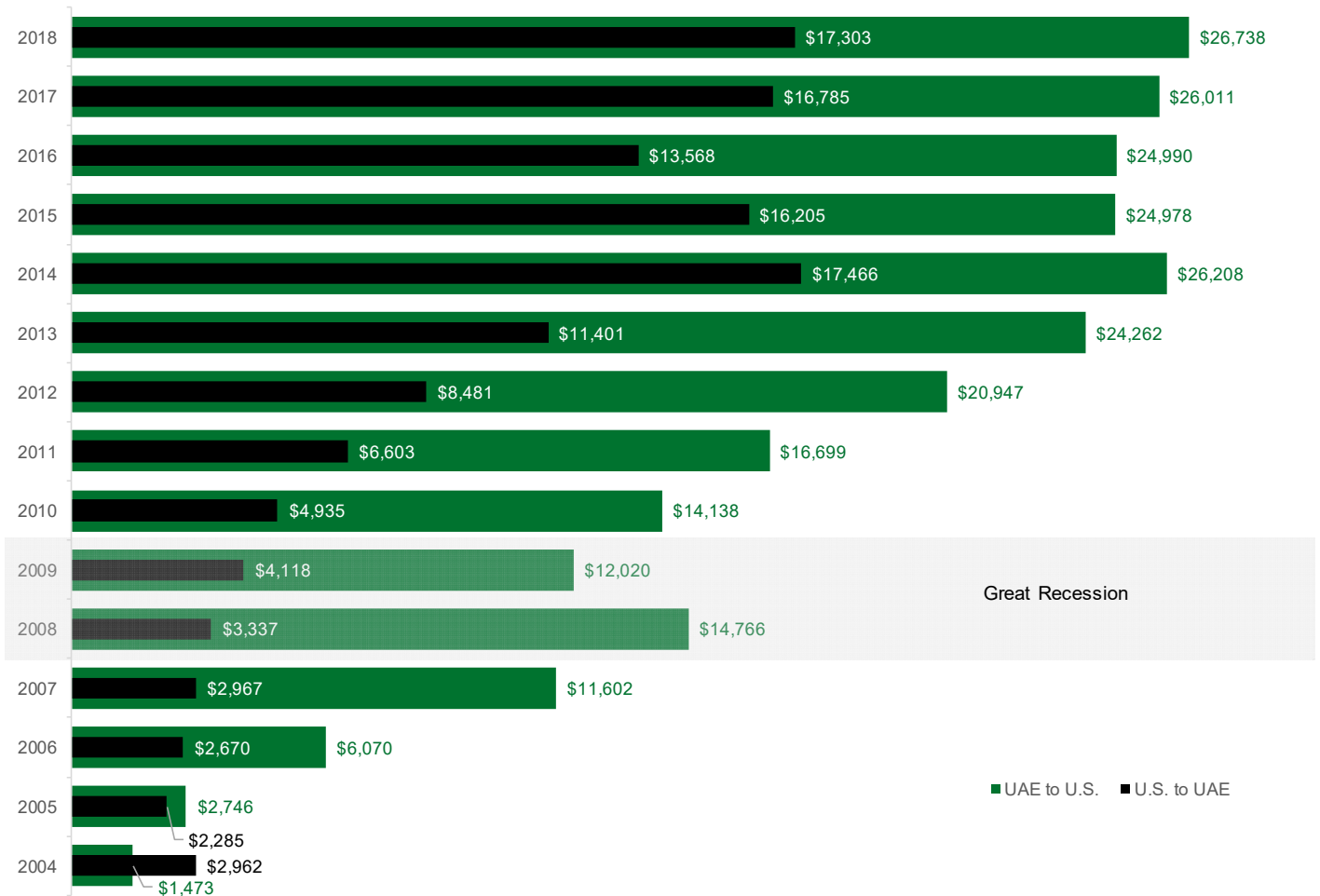
Bilateral FDI between the U.S. and UAE

IV

A

UAE made \$26.7B total investment in U.S. in 2018. Investments over the past four years remained level.

Exhibit IV.1 | Total UAE Investments by Year



UAE FDI in Idaho

IV

B

Since 2004 UAE expanded existing investments and made greenfield investments in Idaho in the *financial services* sector

Exhibit IV.2 | Certain UAE Investors in Idaho by Sector Since 2004

2013

Financial services

UAE Exchange Centre



APPENDICES



Idaho's Top Exporting Commodities to the UAE in 2019

This exhibit only displays commodities with annual export amounts exceeding \$1M

Sector	Top Commodity	Export Value
Food, beverage, and tobacco product manufac	3115 Dairy Products	1.2M

Note: Due to space constraints, some data bars are fitted to the page and not to scale.



Employment Driven by Top 10 UAE-Exporting Sectors in Idaho in 2019

