



EMBASSY OF THE
UNITED ARAB EMIRATES
WASHINGTON, DC

WWW.UAE-EMBASSY.ORG

UAE – U.S. HISTORICAL TRADE RELATIONSHIPS

ILLINOIS REPORT

2018 UPDATE

Table of Contents

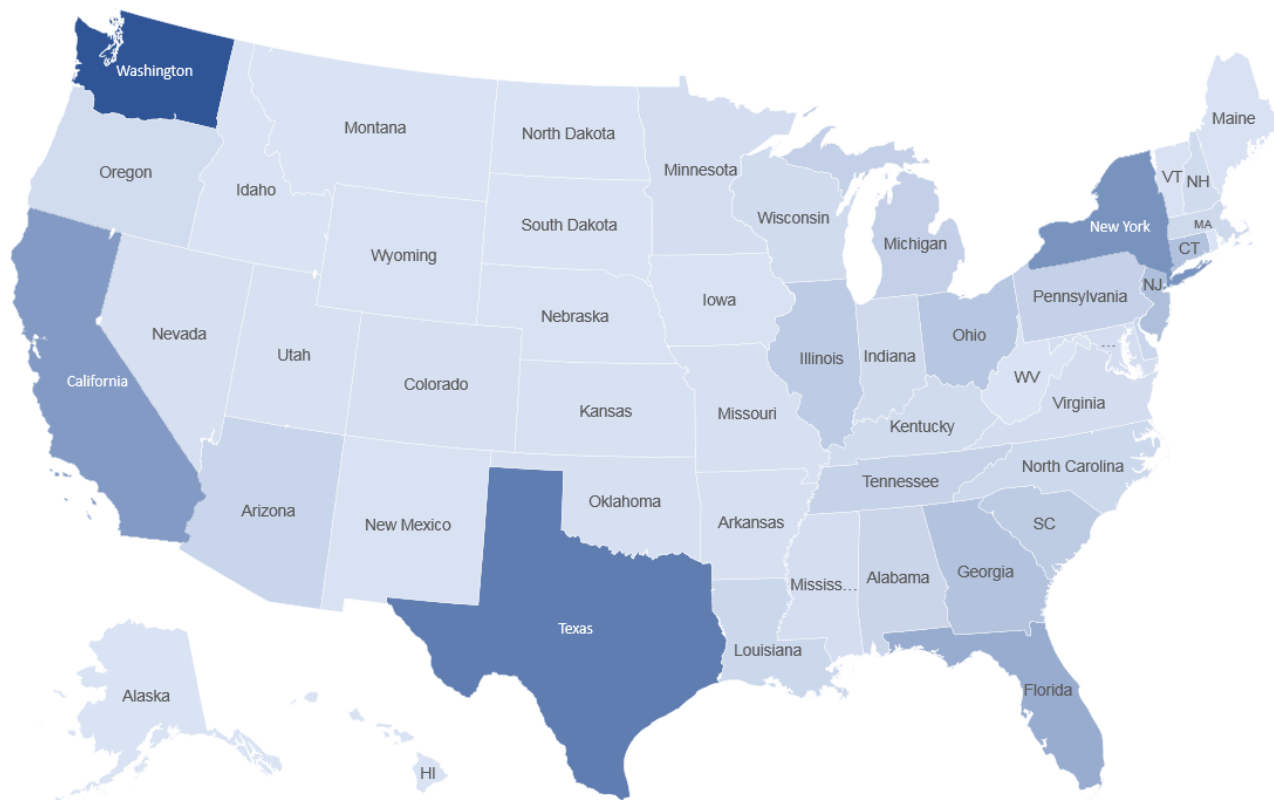
Section	Contents	Page
I	US Exports to the UAE	3
II	UAE-Supported Employment	9
III	Foreign Direct Investment	10
IV	Appendices	14

Illinois Exports to the UAE



U.S. State Exports to the UAE for the Years 2015-2018

2015-2018 Exports to the UAE  \$0.00B \$13.55B



A 12th
Largest Exporting State

B \$2.3B
Four-Year Total Exports

C Computer Electronic Product Manufacturing
Top Exporting Sector

D Computer Electronic Product Manufacturing
Sector with Largest Increase in Exports Since 2017

E \$384.3M
Trade Surplus in 2018

F 4,807
Jobs Supported by Exports

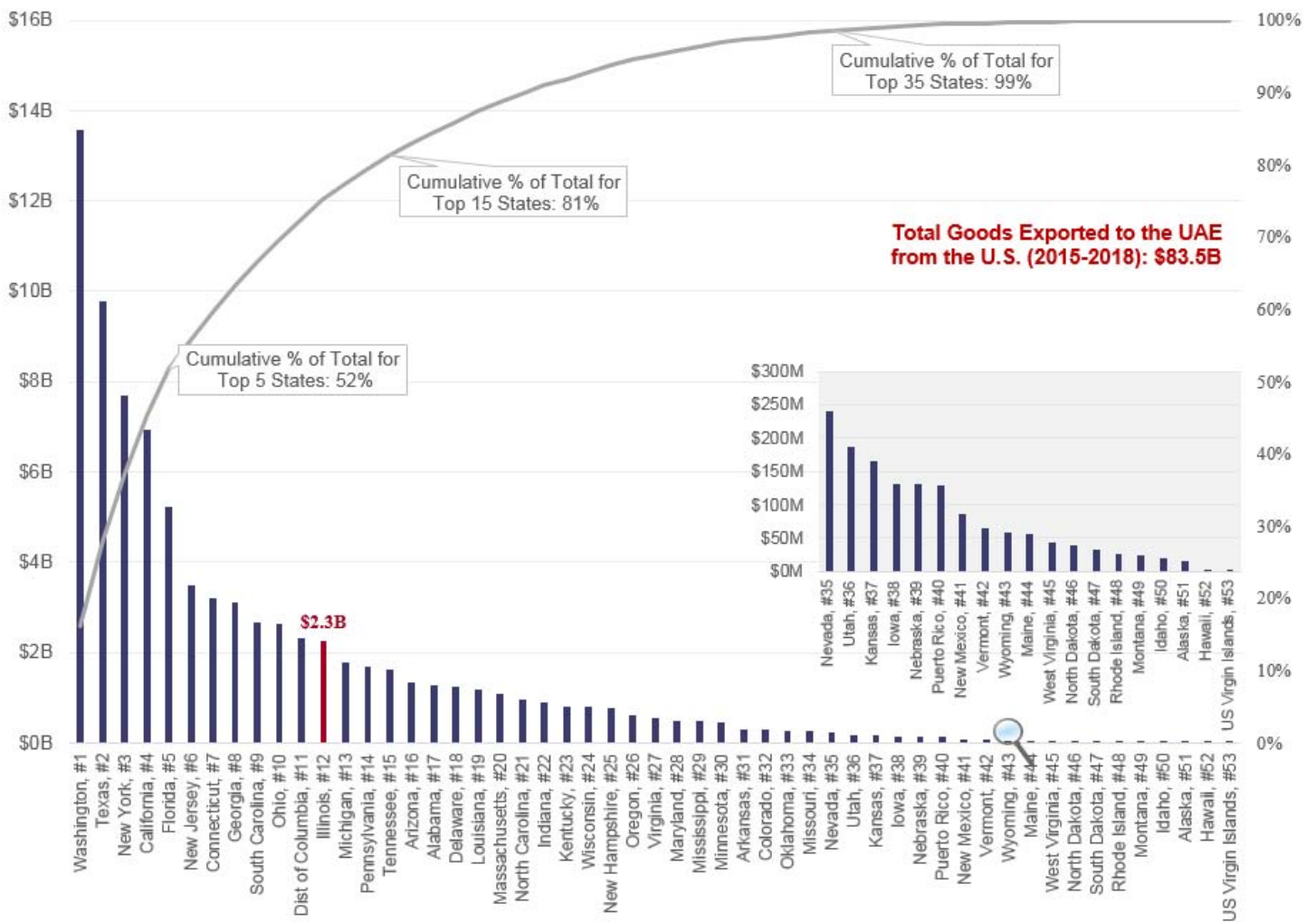
Illinois Exports to the UAE



A

Illinois ranked 12th among U.S. states and territories with \$2.3B in goods exported to the UAE between 2015 and 2018

Exhibit I.1 | U.S. State Rankings of Exports to the UAE (\$ in Billions)

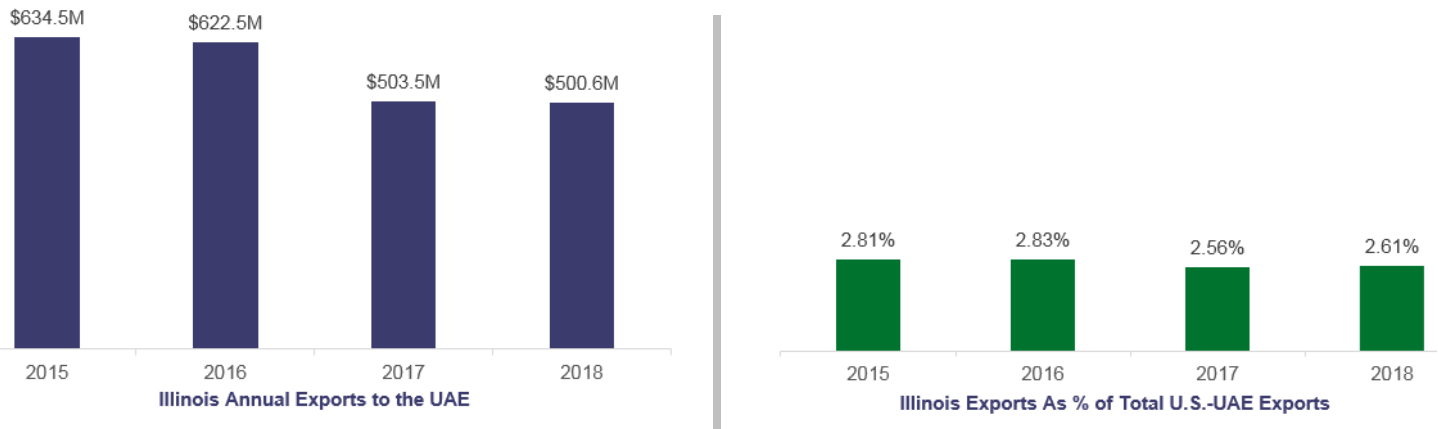


Illinois Exports to the UAE



B Total value of 2018 goods exported is the lowest in last four years

Exhibit I.2 | Illinois Export Values and Percent of Total by Year



\$ in millions

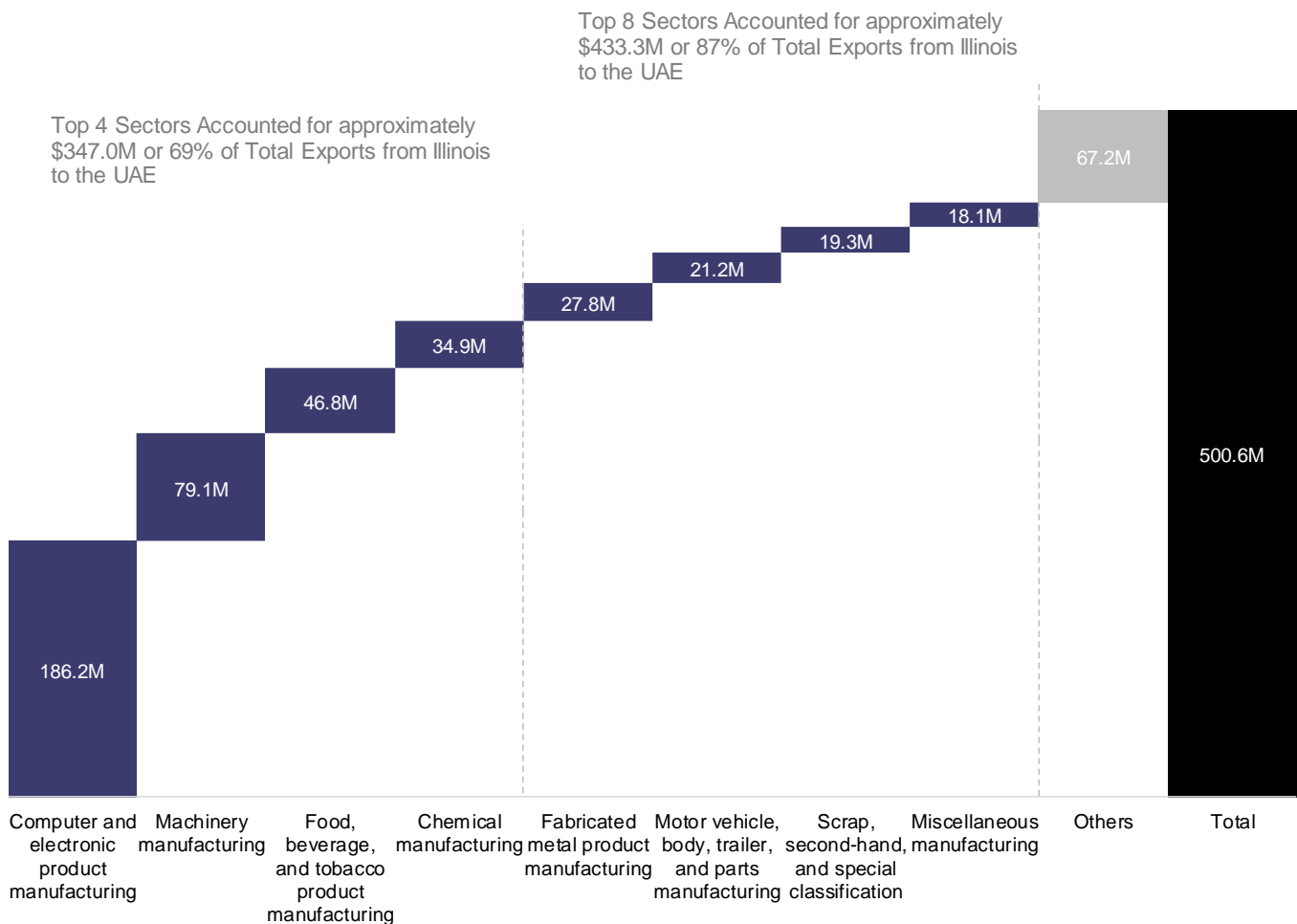
Rank	State	2015	2016	2017	2018	Trend Line	2015-2018
	All U.S. States	\$22,596.4	\$22,030.6	\$19,631.8	\$19,214.3		\$83,473.1
12	Illinois	2.8% \$634.5	2.8% \$622.5	2.6% \$503.5	2.6% \$500.6		2.7% \$2,261.1
1	Washington	14.2% \$3,211.2	18.9% \$4,157.6	20.9% \$4,104.7	10.8% \$2,081.1		16.2% \$13,554.6
5	Florida	6.8% \$1,534.4	6.8% \$1,487.5	6.3% \$1,244.7	4.9% \$949.4		6.2% \$5,216.0
10	Ohio	2.2% \$499.8	3.8% \$830.2	3.1% \$608.6	3.6% \$686.5		3.1% \$2,625.1
20	Massachusetts	0.7% \$150.0	0.7% \$161.8	1.5% \$285.1	2.6% \$493.1		1.3% \$1,090.0
30	Minnesota	0.5% \$113.2	0.4% \$94.1	0.6% \$108.9	0.7% \$136.5		0.5% \$452.7

Illinois Exports to the UAE



In 2018 *Computer Electronic Product Manufacturing* and *Machinery Manufacturing* were the largest exporting sectors

Exhibit I.3 | Illinois's Exporting Sectors in 2018



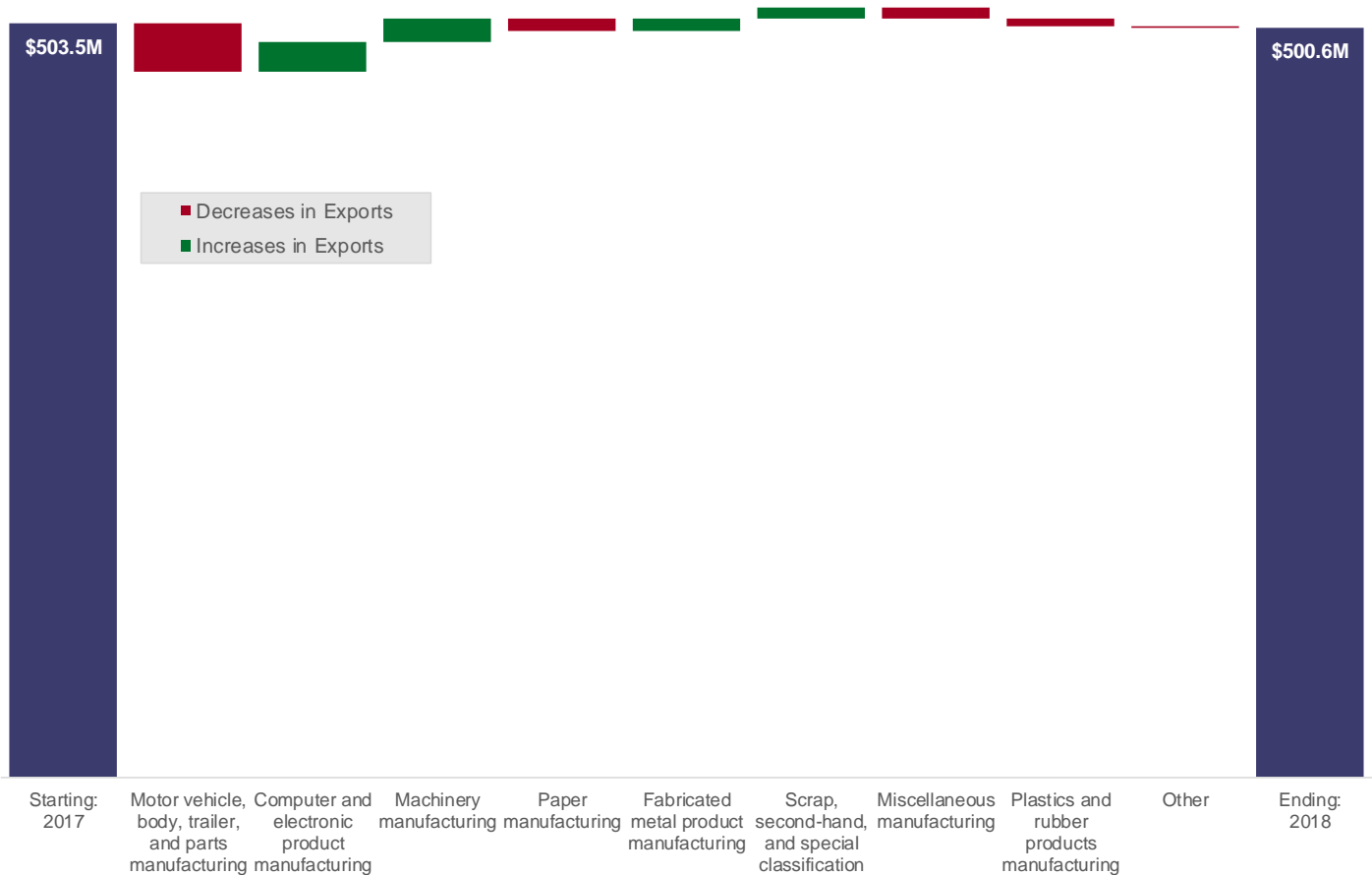
Illinois Exports to the UAE

I

D

From 2017 to 2018 *Computer Electronic Product Manufacturing* sector had the largest increase in exports. *Motor Vehicle, Body, Trailer and Parts Manufacturing* sector had the largest decrease

Exhibit I.4 | Illinois's Exporting Sector Movements From 2017 to 2018

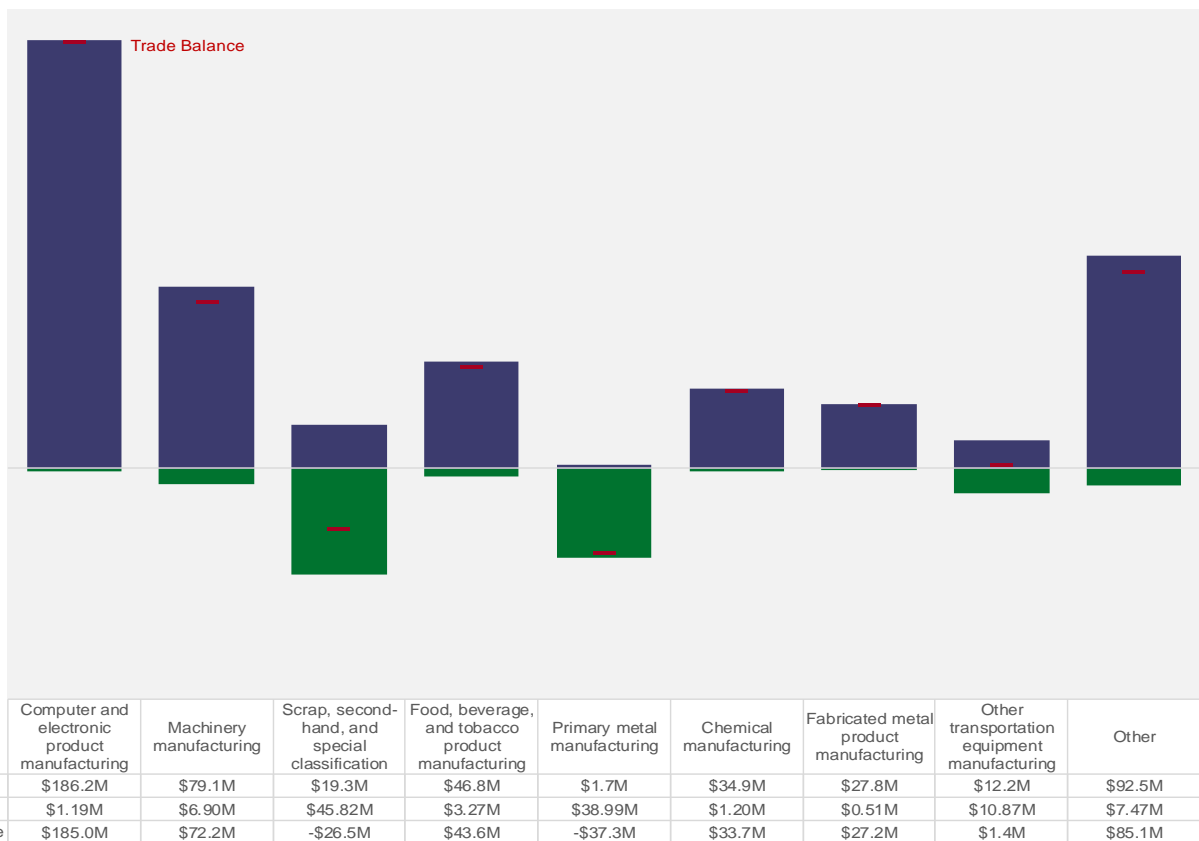


Illinois Exports to the UAE

I

E Illinois had a \$384.3M trade surplus with the UAE in 2018

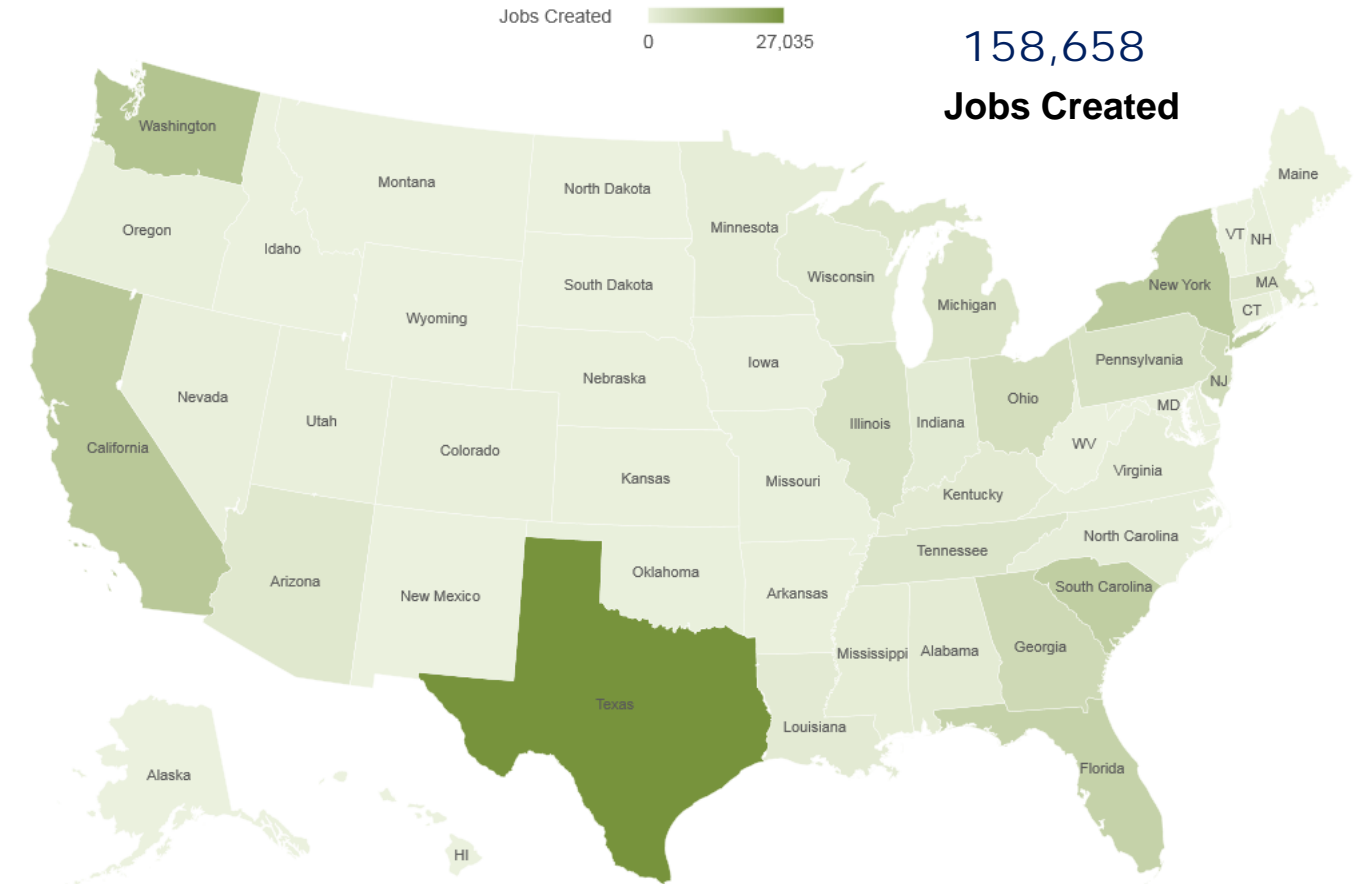
Exhibit I.5 | Illinois's Trade Surplus with the UAE by Sector



Illinois 2018 Employment Driven by Export to the UAE



Positive U.S. Employment Driven by Exports to the UAE in 2018

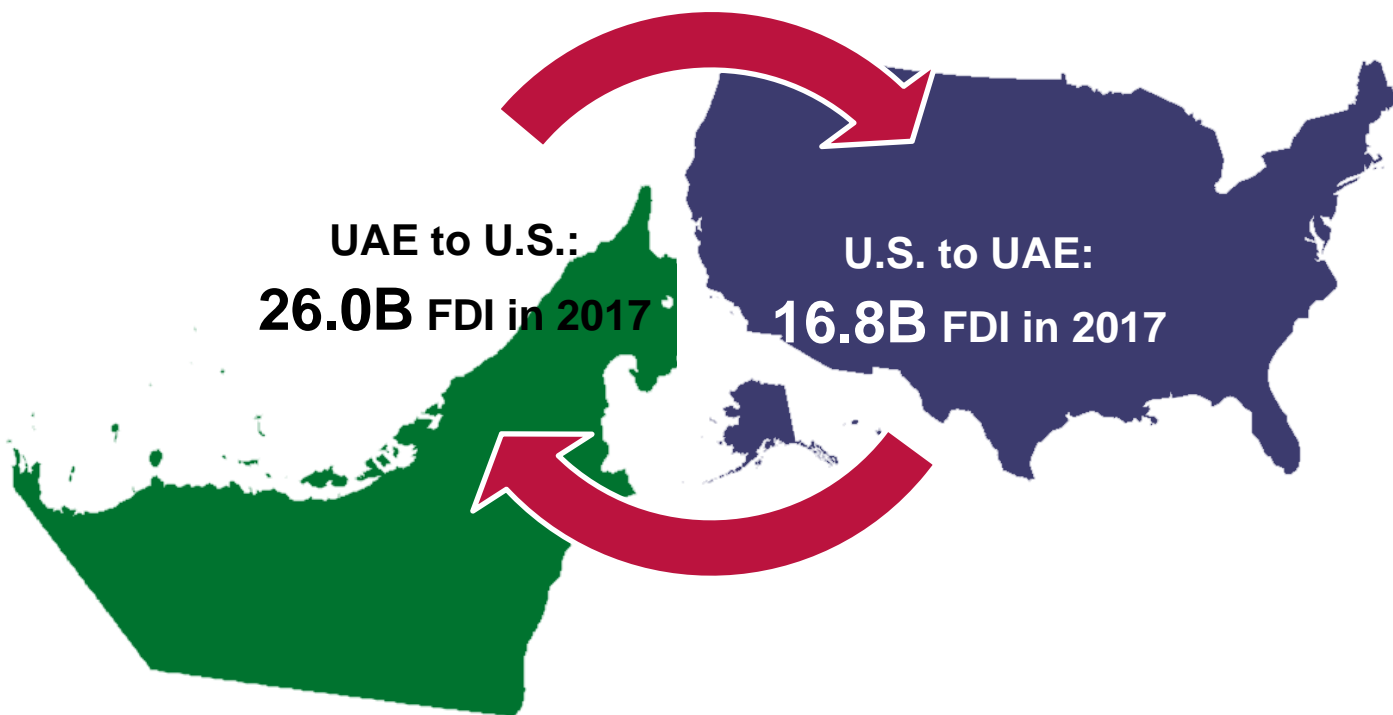


F **4,807** Jobs out of 158,658 Total Jobs Created in the U.S. by the UAE

Employment Driven by Illinois's Exports of Manufactured Goods to the UAE*	4,807	Other transportation equipment manufacturing	Computer and electronic product manufacturing	Chemical manufacturing	Fabricated metal product manufacturing	Machinery manufacturing	
		106	1,752	269	295	752	
		Electrical equipment and appliance manufacturing	Food, beverage, and tobacco product manufacturing	Miscellaneous manufacturing	Motor vehicle, body, trailer, and parts manufacturing		
		155	538	189	202		

* The sectors shown are the top ten U.S. manufacturing sectors exporting to the UAE in 2018.

Foreign Direct Investment



A \$26B

2017 UAE total
FDI in U.S.

B Various
Sectors

Benefited from
UAE's investments
in Illinois since
2003

C Industrial
Sector

Benefited from
Illinois's greenfield
investments in the
UAE in 2018

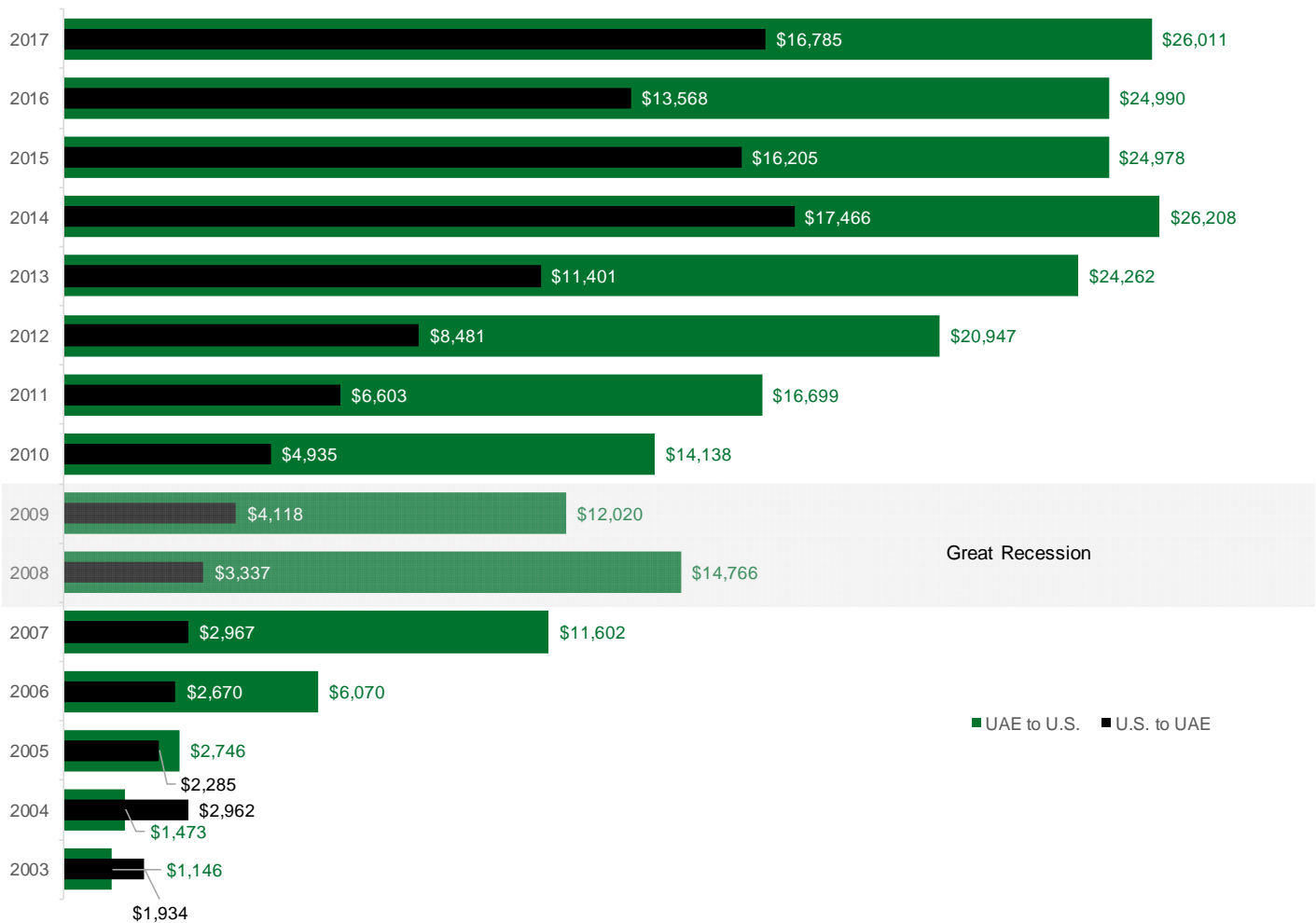
Bilateral FDI between the U.S. and UAE



A

UAE made \$26B total investment in U.S. in 2017. Investments over the past four years remained level.

Exhibit IV.1 | Total UAE Investments by Year



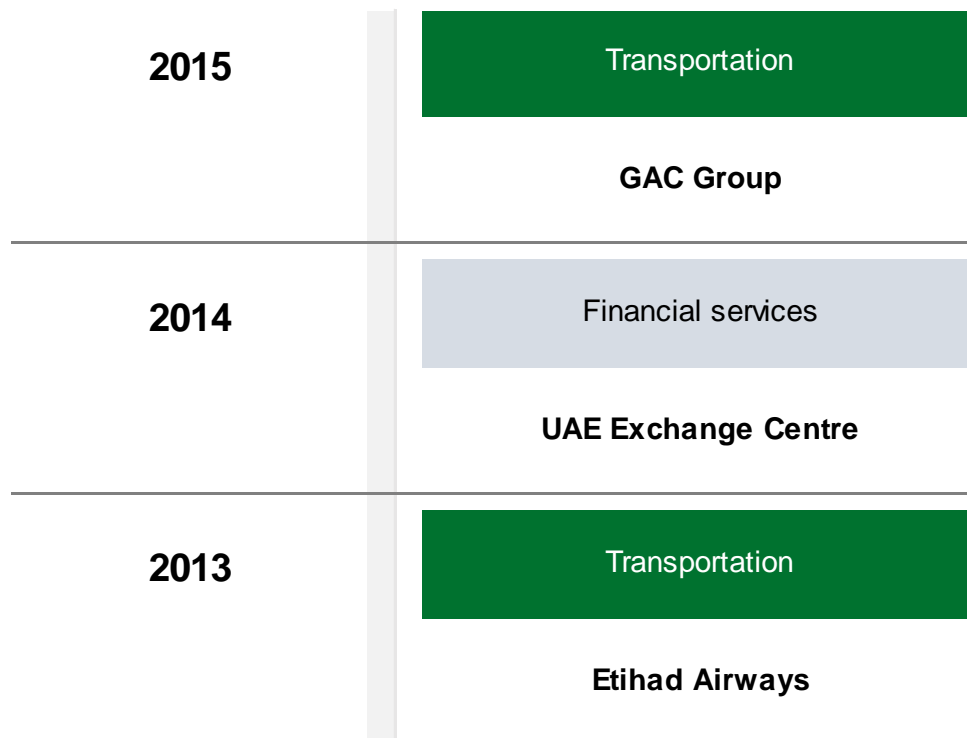
UAE FDI in Illinois



B

Since 2003 UAE expanded existing investments and made greenfield investments in Illinois in a variety of sectors

Exhibit IV.2 | Certain UAE Investors in Illinois by Sector Since 2003



Illinois 2018 Greenfield and Expanded FDI in the UAE



Greenfield Investments were made in *Industrial* sector in 2018

Exhibit IV.3 | Certain Illinois Investors in UAE by Sector in 2018

Sector	Illinois Investing Entities to the UAE
Industrial	Mak Middle East



APPENDICES

Appendix A

IV

Illinois's Top Exporting Commodities to the UAE in 2018

This exhibit only displays commodities with annual export amounts exceeding \$5M

Sector	Top Commodity	Export Value
Computer and electronic product manufacturing	3342 Communications Equipment	149.1M
	3345 Navigational/measuring/medical/control Instrument	21.7M
	3341 Computer Equipment	11.0M
	3344 Semiconductors & Other Electronic Components	
	3343 Audio & Video Equipment	
Machinery manufacturing	3331 Ag & Construction & Machinery	25.4M
	3339 Other General Purpose Machinery	19.9M
	3336 Engines, Turbines & Power Transmsn Equip	18.8M
	3333 Commercial & Service Industry Machinery	10.2M
	3335 Metalworking Machinery	
Food, beverage, and tobacco product manufacturing	3113 Sugar & Confectionery Products	21.1M
	3116 Meat Products & Meat Packaging Products	9.1M
	3119 Foods, Nesoi	8.4M
	3112 Grain & Oilseed Milling Products	7.1M
Chemical manufacturing	3254 Pharmaceuticals & Medicines	13.0M
	3256 Soaps, Cleaning Compounds & Toilet Preparations	8.0M
	3251 Basic Chemicals	6.2M
	3259 Other Chemical Products & Preparations	5.9M
Fabricated metal product manufacturing	3329 Other Fabricated Metal Products	17.5M
	3324 Boilers, Tanks & Shipping Containers	6.9M
	3322 Cutlery & Handtools	
Motor vehicle, body, trailer, and parts manufacturing	3363 Motor Vehicle Parts	18.6M
	3361 Motor Vehicles	
Scrap, second-hand, and special classification	9300 Used Or Second-hand Merchandise	15.4M
	9100 Waste And Scrap	
	9900 Other Special Classification Provisions	
Miscellaneous manufacturing	3399 Miscellaneous Manufactured Commodities	13.5M
	3391 Medical Equipment & Supplies	
Electrical equipment and appliance manufacturing	3359 Electrical Equipment & Components, Nesoi	6.2M
	3353 Electrical Equipment	5.9M
	3352 Household Appliances And Misc Machines, Nesoi	
Other transportation equipment manufacturing	3364 Aerospace Products & Parts	11.8M

Note: Due to space constraints, some data bars are fitted to the page and not to scale.

Employment Driven by Top 10 UAE-Exporting Sectors in Illinois in 2018

