



EMBASSY OF THE  
UNITED ARAB EMIRATES  
WASHINGTON, DC

[WWW.UAE-EMBASSY.ORG](http://WWW.UAE-EMBASSY.ORG)

# UAE – U.S. HISTORICAL TRADE RELATIONSHIPS

# LOUISIANA REPORT

2019 UPDATE

## Table of Contents

---

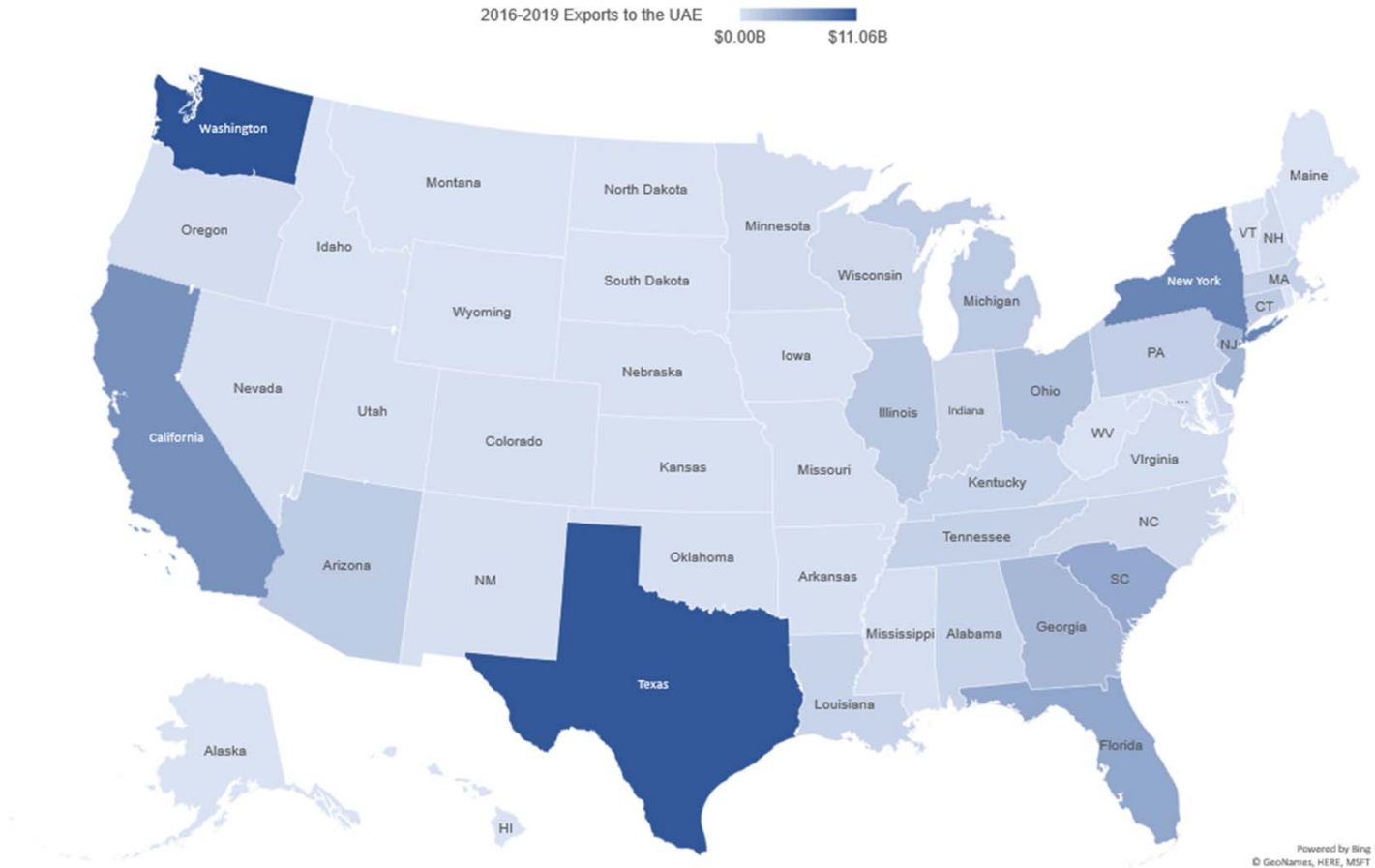
<b>Section</b>	<b>Contents</b>	<b>Page</b>
I	US Exports to the UAE	3
II	US Port Activity	9
III	UAE-Supported Employment	10
IV	Foreign Direct Investment	11
V	Appendices	14

---

# Louisiana Exports to the UAE



U.S. State Exports to the UAE for the Years 2016-2019



**A** 19th  
Largest Exporting State

**B** \$1.1B  
Four-Year Total Exports

**C** Chemical  
Manufacturing  
Top Exporting Sector

**D** Mining  
Sector with Largest Increase in Exports Since 2018

**E** \$142.2M  
Trade Deficit in 2019

**F** 3rd  
Largest Port in Bilateral Trade in 2019

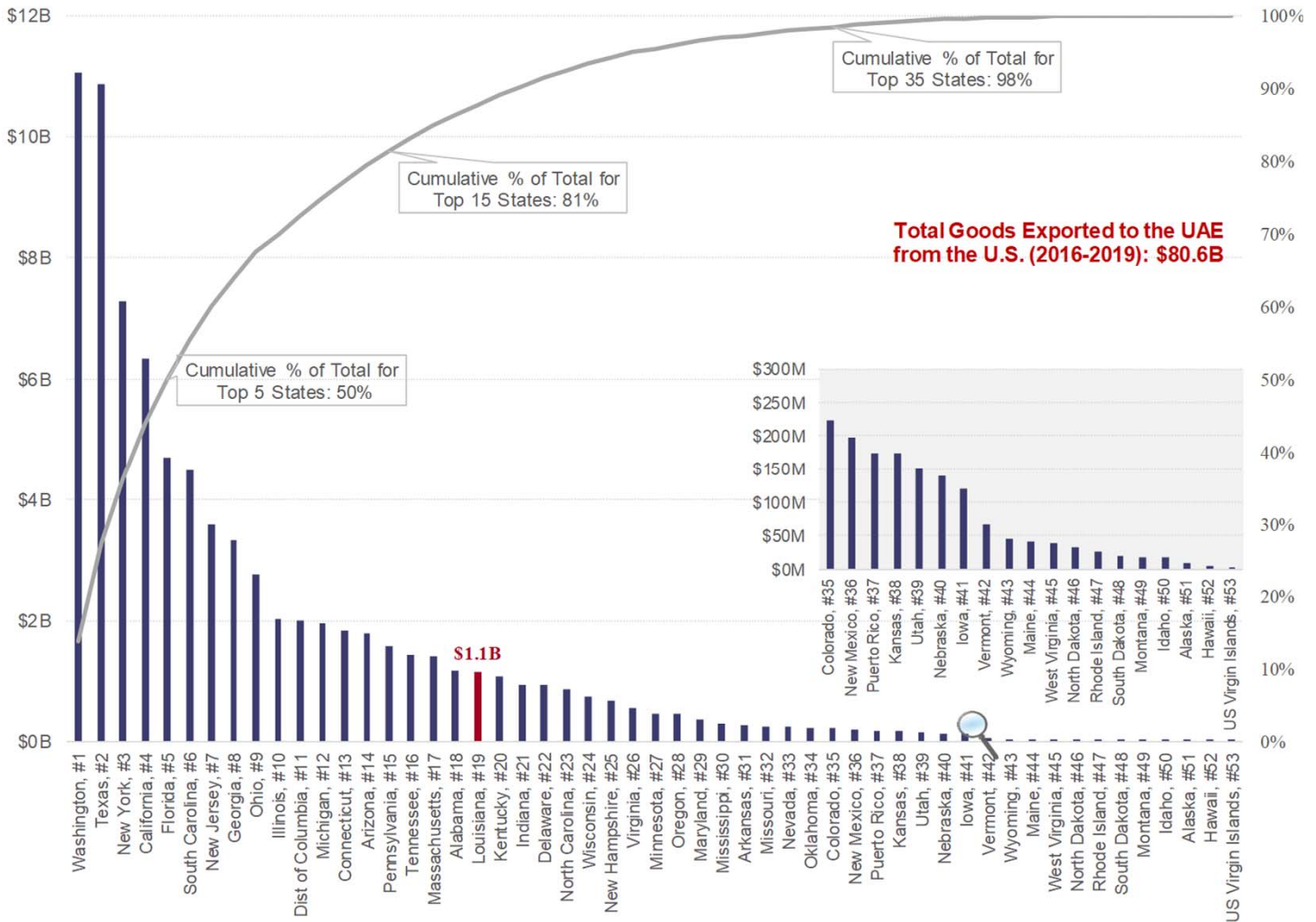
**G** 2, 017  
Jobs Supported by Exports

# Louisiana Exports to the UAE



Louisiana ranked 19th among U.S. states and territories with \$1.1B in goods exported to the UAE between 2016 and 2019

Exhibit I.1 | U.S. State Rankings of Exports to the UAE (\$ in Billions)



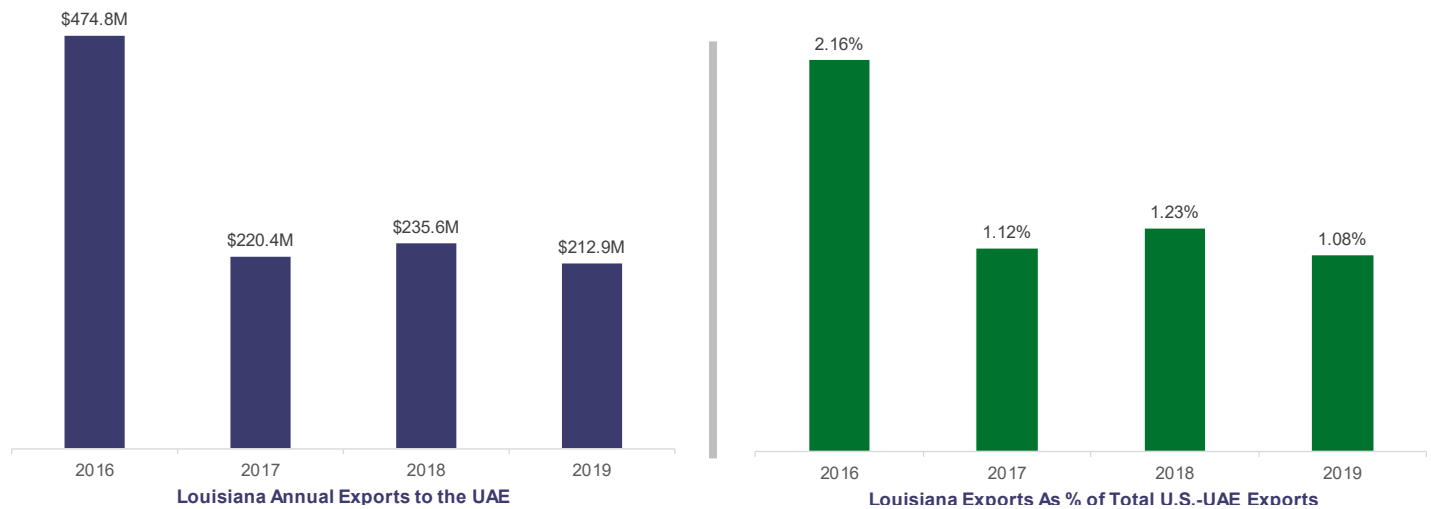
## Louisiana Exports to the UAE



**B**

Total value of 2019 goods exported and % of total U.S. exports is the lowest in last four years

Exhibit I.2 | Louisiana Export Values and Percent of Total by Year



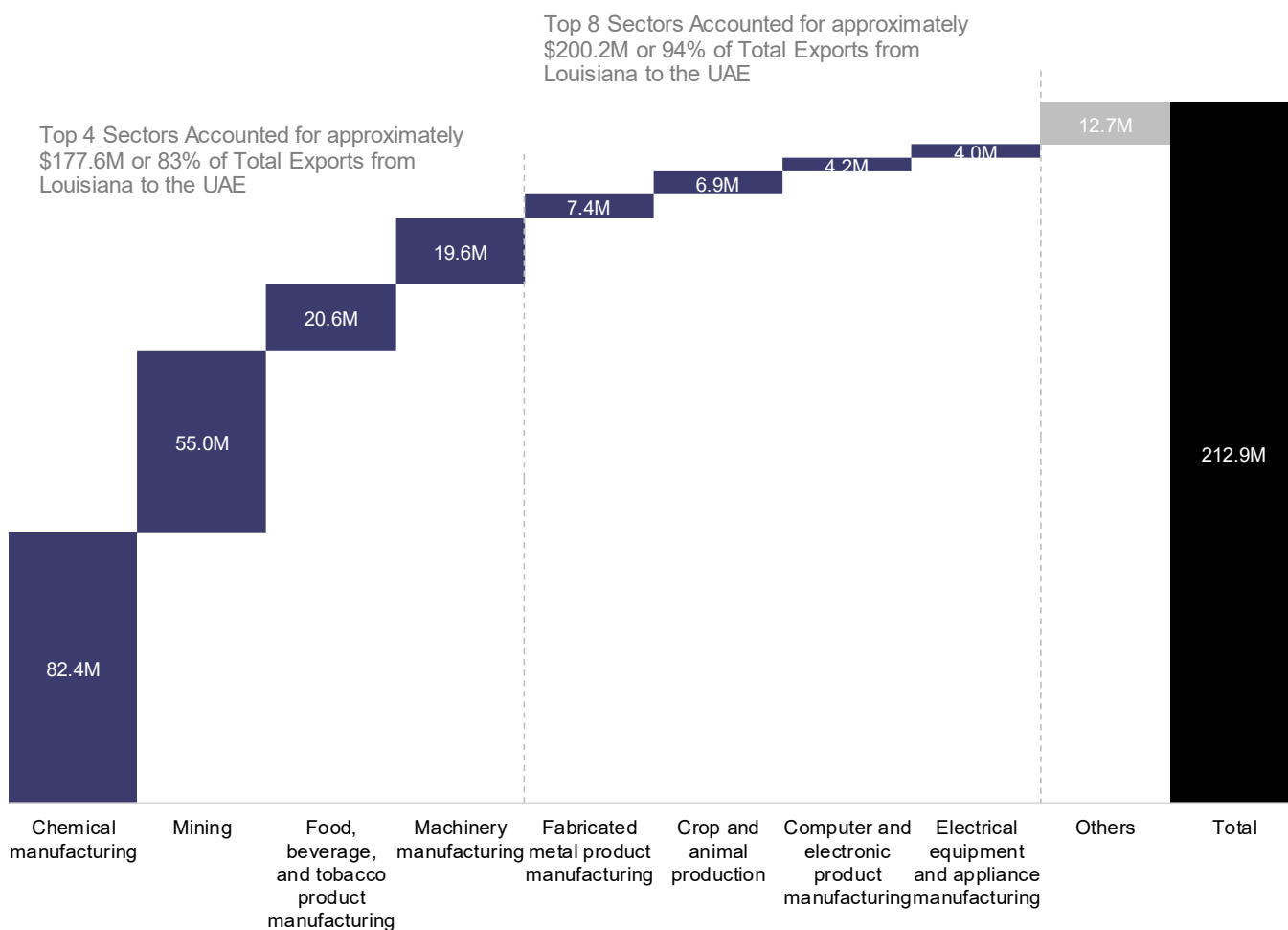
\$ in millions							
Rank	State	2016	2017	2018	2019	Trend Line	2016-2019
	All U.S. States	\$22,027.0	\$19,690.8	\$19,177.3	\$19,684.7		\$80,579.8
<b>19</b>	<b>Louisiana</b>	<b>2.2%</b> \$474.8	<b>1.1%</b> \$220.4	<b>1.2%</b> \$235.6	<b>1.1%</b> \$212.9		<b>1.4%</b> \$1,143.7
1	Washington	18.9% \$4,157.6	20.8% \$4,104.7	10.8% \$2,080.5	3.6% \$717.4		13.7% \$11,060.2
5	Florida	6.8% \$1,487.5	6.3% \$1,244.6	5.0% \$949.9	5.1% \$1,011.3		5.8% \$4,693.3
10	Illinois	2.8% \$622.5	2.6% \$503.5	2.6% \$494.3	2.0% \$402.3		2.5% \$2,022.6
20	Kentucky	0.8% \$168.2	0.9% \$172.8	1.3% \$244.7	2.5% \$484.2		1.3% \$1,069.9
30	Mississippi	0.3% \$59.3	0.3% \$51.9	0.7% \$137.7	0.3% \$49.4		0.4% \$298.2

## Louisiana Exports to the UAE



In 2019 *Chemical Manufacturing* and *Mining* were the largest exporting sectors

Exhibit I.3 | Louisiana's Exporting Sectors in 2019



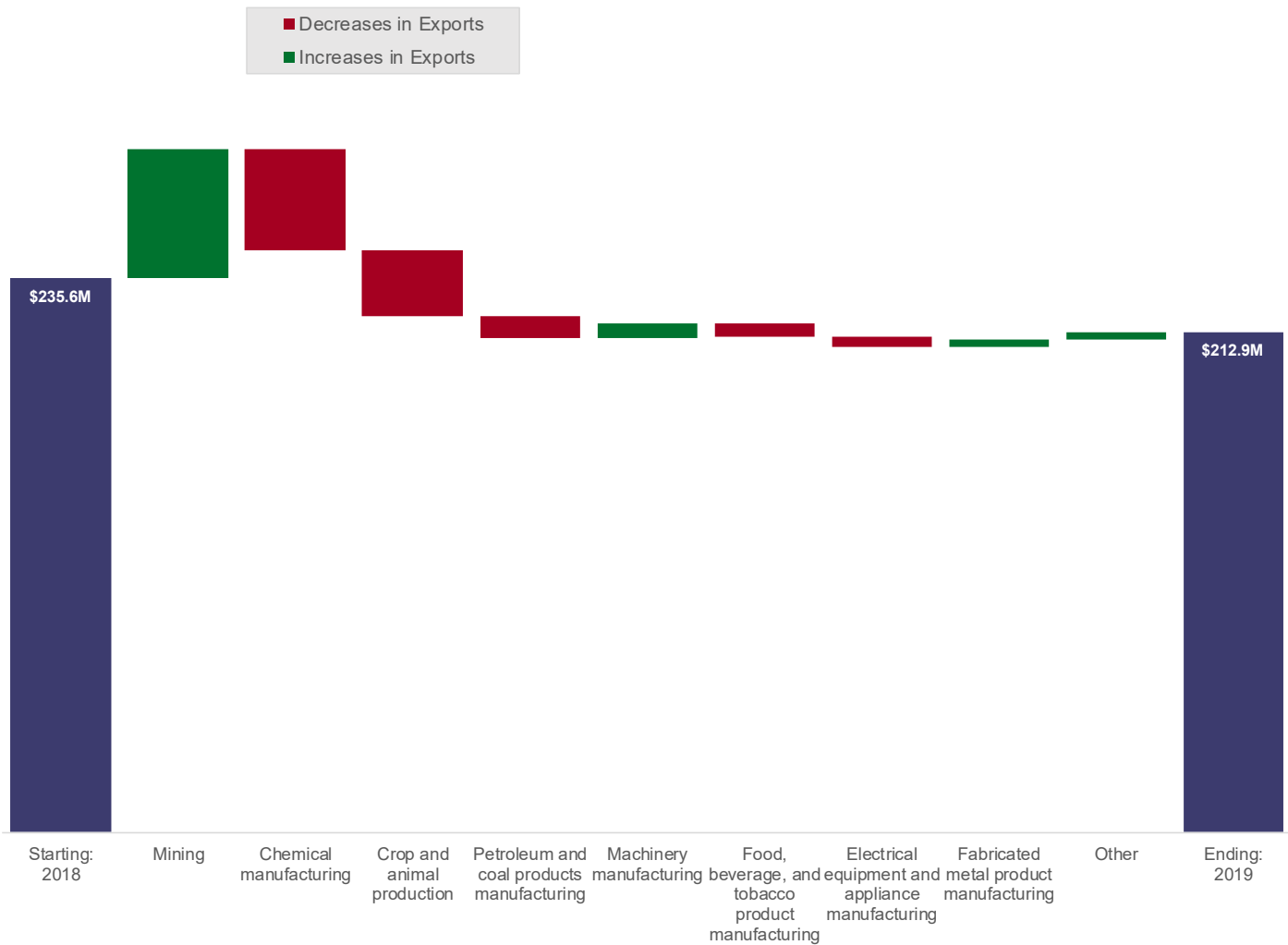
## Louisiana Exports to the UAE



D

From 2018 to 2019 *Mining* sector had the largest increase in exports. *Chemical Manufacturing* sector had the largest decrease.

Exhibit I.4 | Louisiana’s Exporting Sector Movements From 2018 to 2019

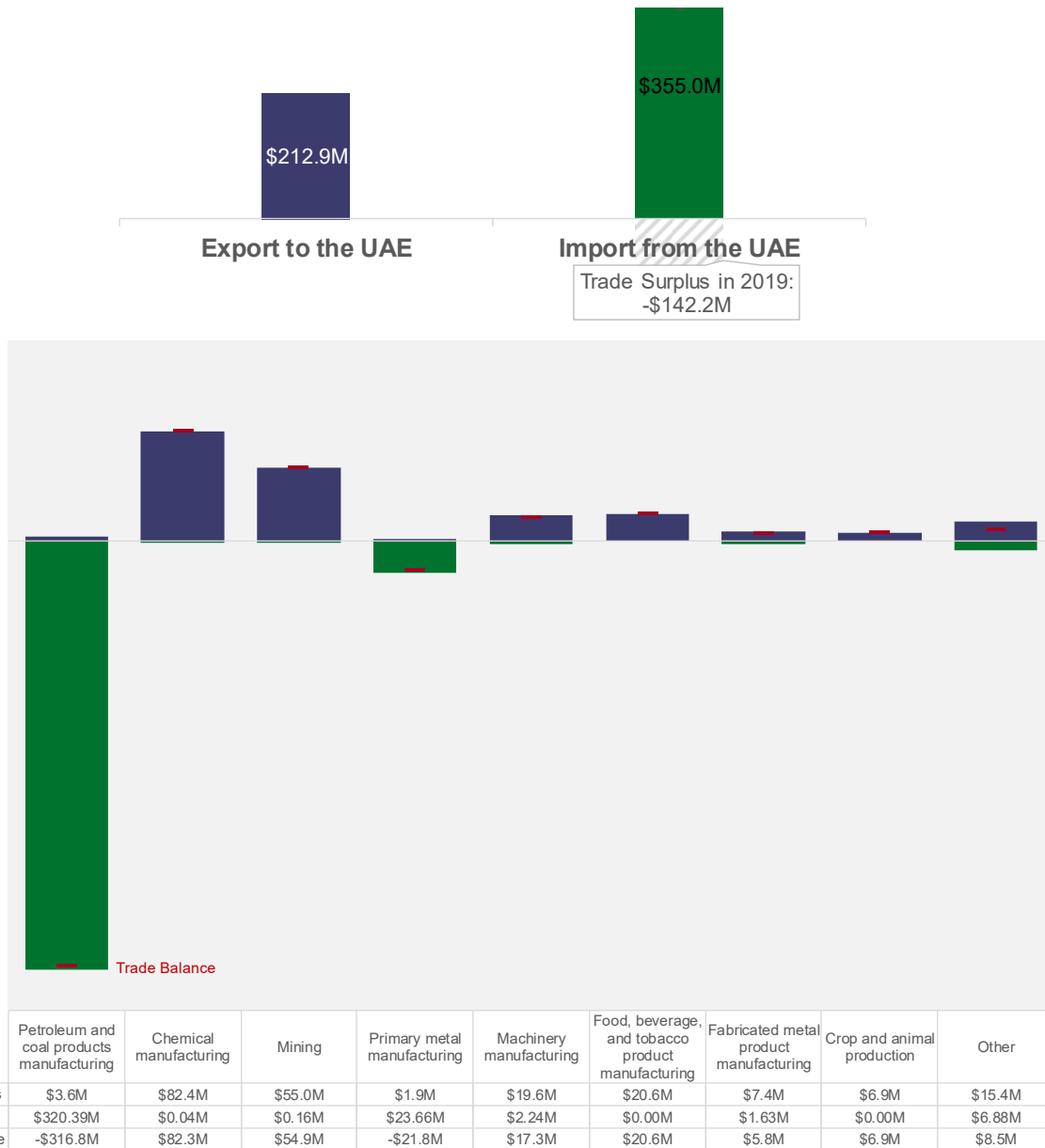


## Louisiana Exports to the UAE



**E** Louisiana had a \$142.2M trade deficit with the UAE in 2019

Exhibit I.5 | Louisiana's Trade Surplus with the UAE by Sector





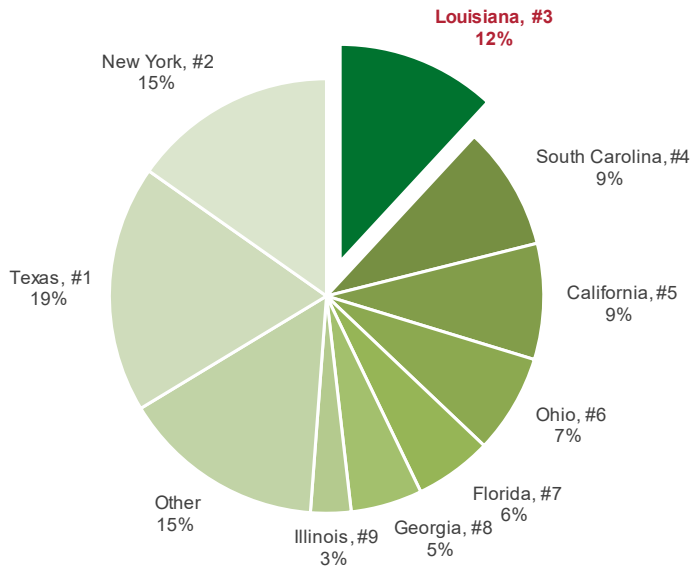
## Louisiana – 2019 UAE Bilateral Port Activity



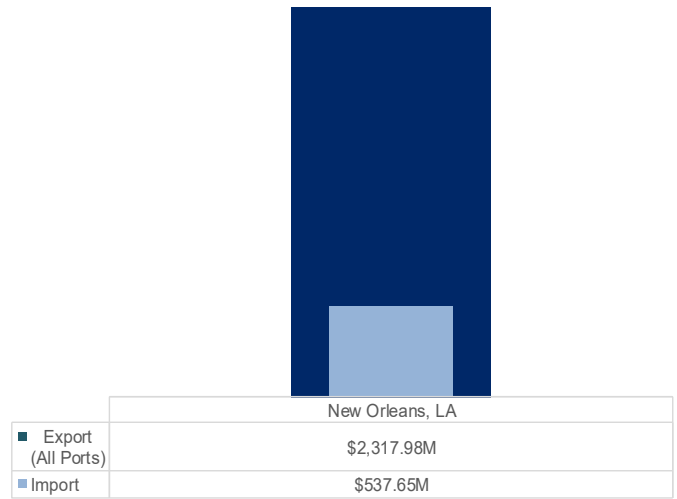
**F**

Louisiana ports ranked 3rd (12%) in combined total import and export activity among U.S. states and territories with ports of entry in 2019

**Total U.S.-UAE Port Activity**

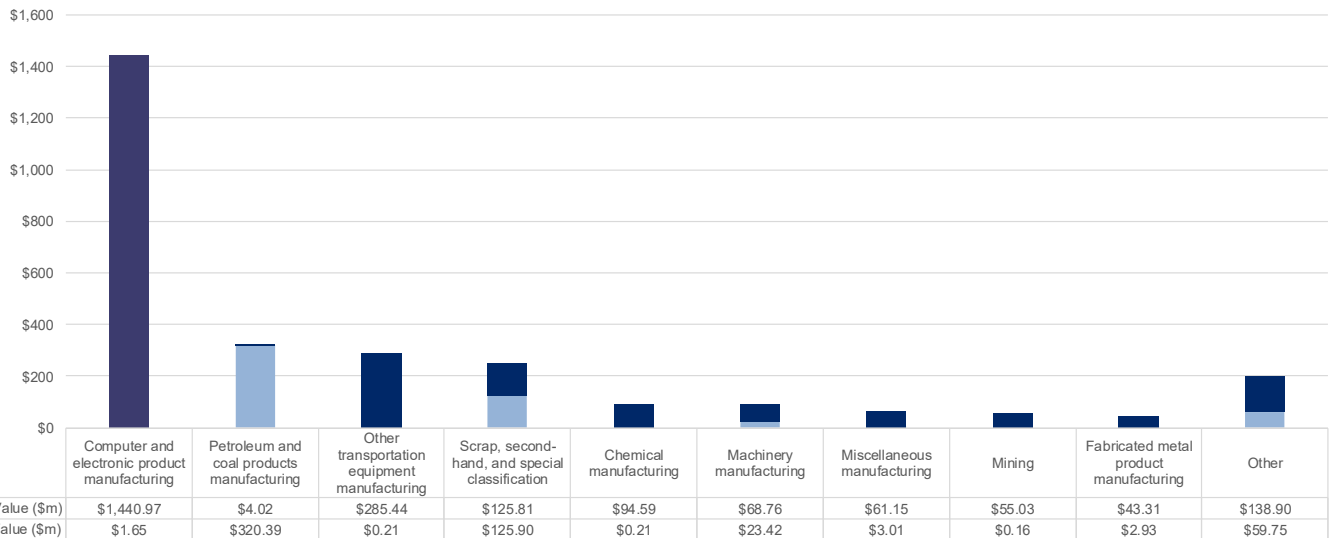


**Port Activity by District**  
(District Includes All Ports of Entry)



19% Import  
(All Ports)

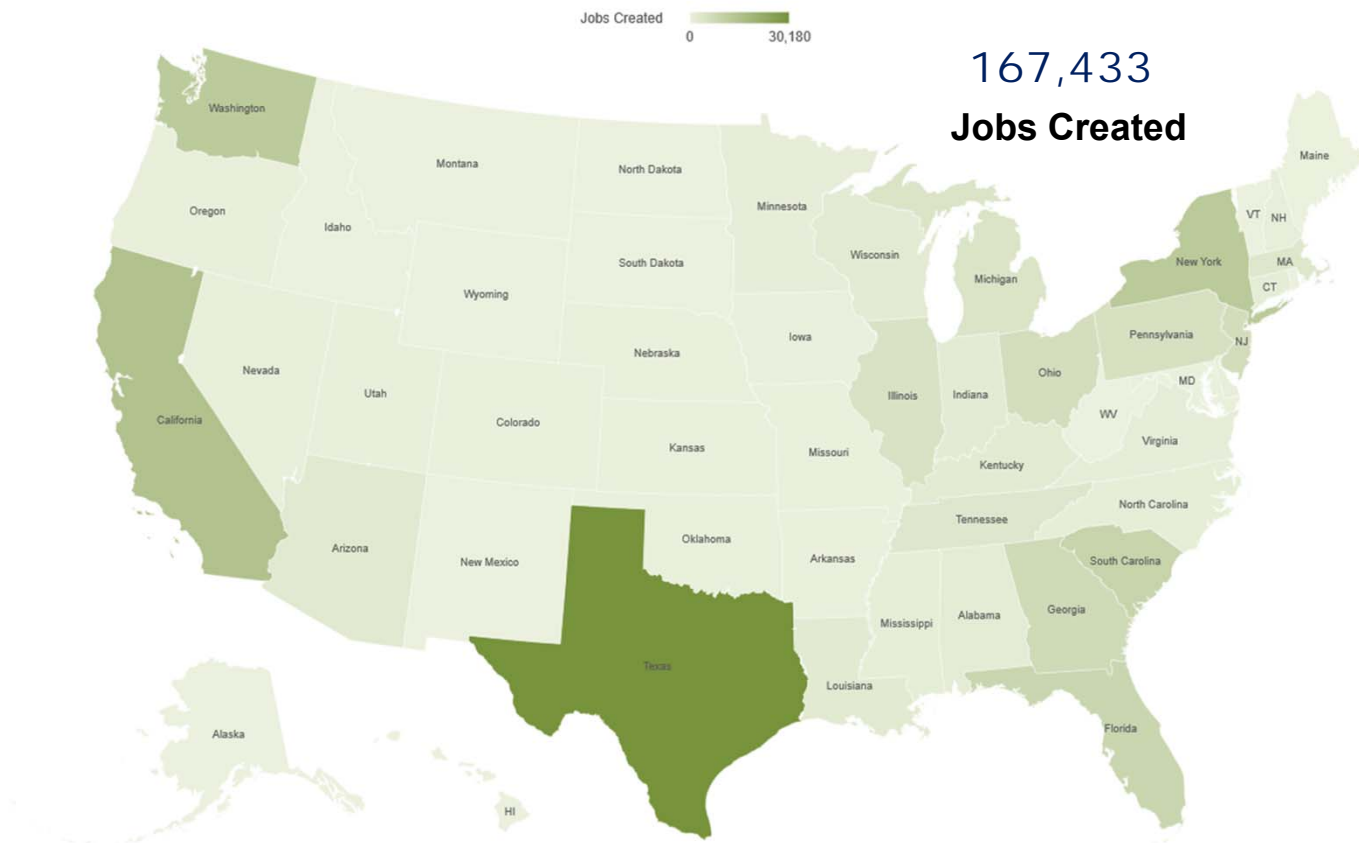
81% Export  
(All Ports)



# Louisiana 2019 Employment Driven by Export to the UAE



Positive U.S. Employment Driven by Exports to the UAE in 2019



Powered by Bing  
© GeoNames, HERE, MSDT

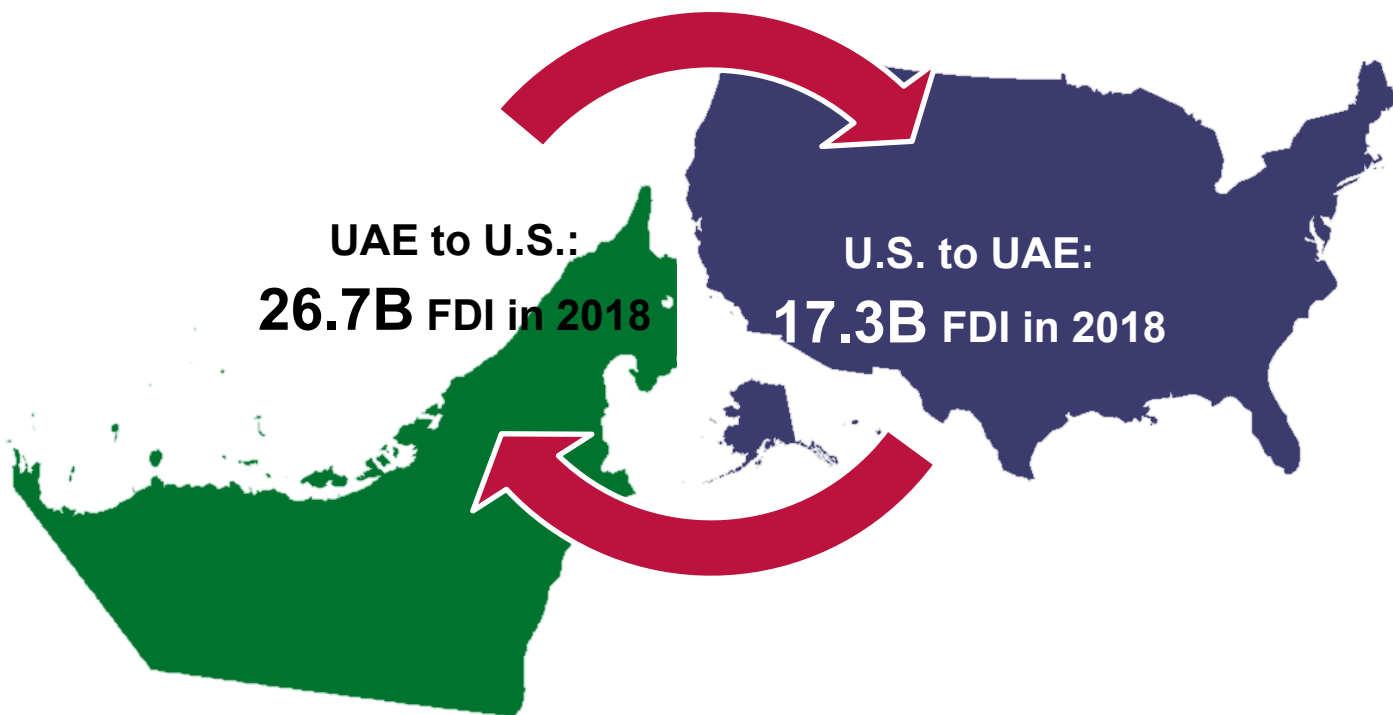
**G** **2,017** Jobs out of 167,433 Total Jobs Created in the U.S. by the UAE

<b>Employment Driven by Louisiana's Exports of Manufactured Goods to the UAE*</b>	<b>2,017</b>	Computer and electronic product manufacturing	Chemical manufacturing	Fabricated metal product manufacturing	Machinery manufacturing
		43	658	76	161
		Electrical equipment and appliance manufacturing	Food, beverage, and tobacco product manufacturing	Motor vehicle, body, trailer, and parts manufacturing	Mining
		32	224	4	551

\* The sectors shown are the top ten U.S. manufacturing sectors exporting to the UAE in 2019.

## Foreign Direct Investment

IV



**A** \$26.7B

2018 UAE total  
FDI in U.S.

**B** Transportation  
and  
Warehousing  
Sector

Benefited from UAE's  
investments in  
Louisiana since 2004

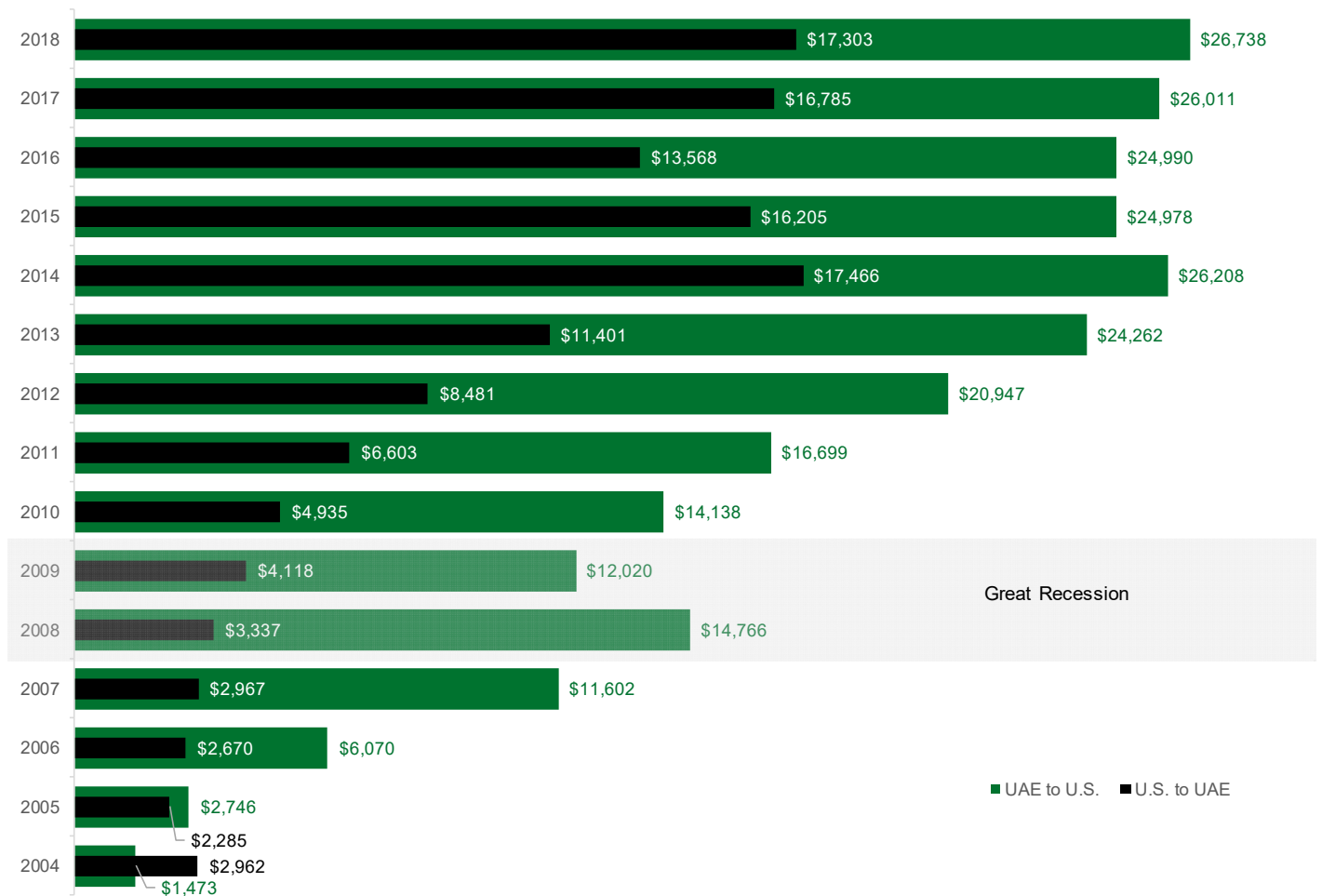
## Bilateral FDI between the U.S. and UAE

IV

A

UAE made \$26.7B total investment in U.S. in 2018. Investments over the past four years remained level.

Exhibit IV.1 | Total UAE Investments by Year



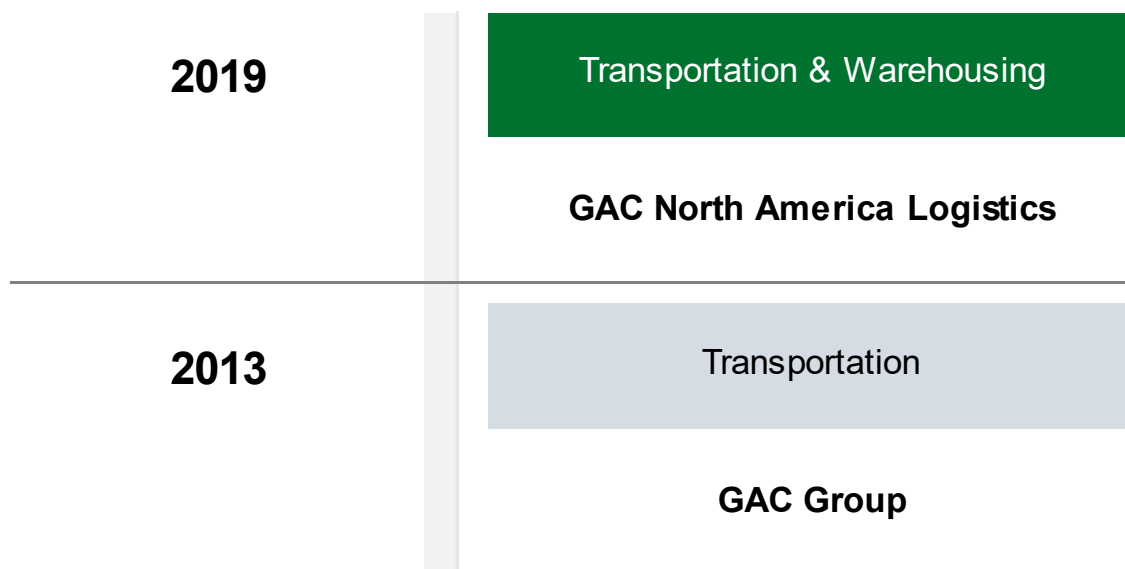
## UAE FDI in Louisiana

IV



Since 2004 UAE expanded existing investments and made greenfield investments in Louisiana in various sectors

Exhibit IV.2 | Certain UAE Investors in U.S. by Sector Since 2004





EMBASSY OF THE  
UNITED ARAB EMIRATES  
WASHINGTON, DC

[WWW.UAE-EMBASSY.ORG](http://WWW.UAE-EMBASSY.ORG)

# APPENDICES



## Employment Driven by Top 10 UAE-Exporting Sectors in Louisiana in 2019

