



EMBASSY OF THE
UNITED ARAB EMIRATES
WASHINGTON, DC

WWW.UAE-EMBASSY.ORG

UAE – U.S.
HISTORICAL TRADE RELATIONSHIPS

MASSACHUSETTS REPORT

2019 UPDATE

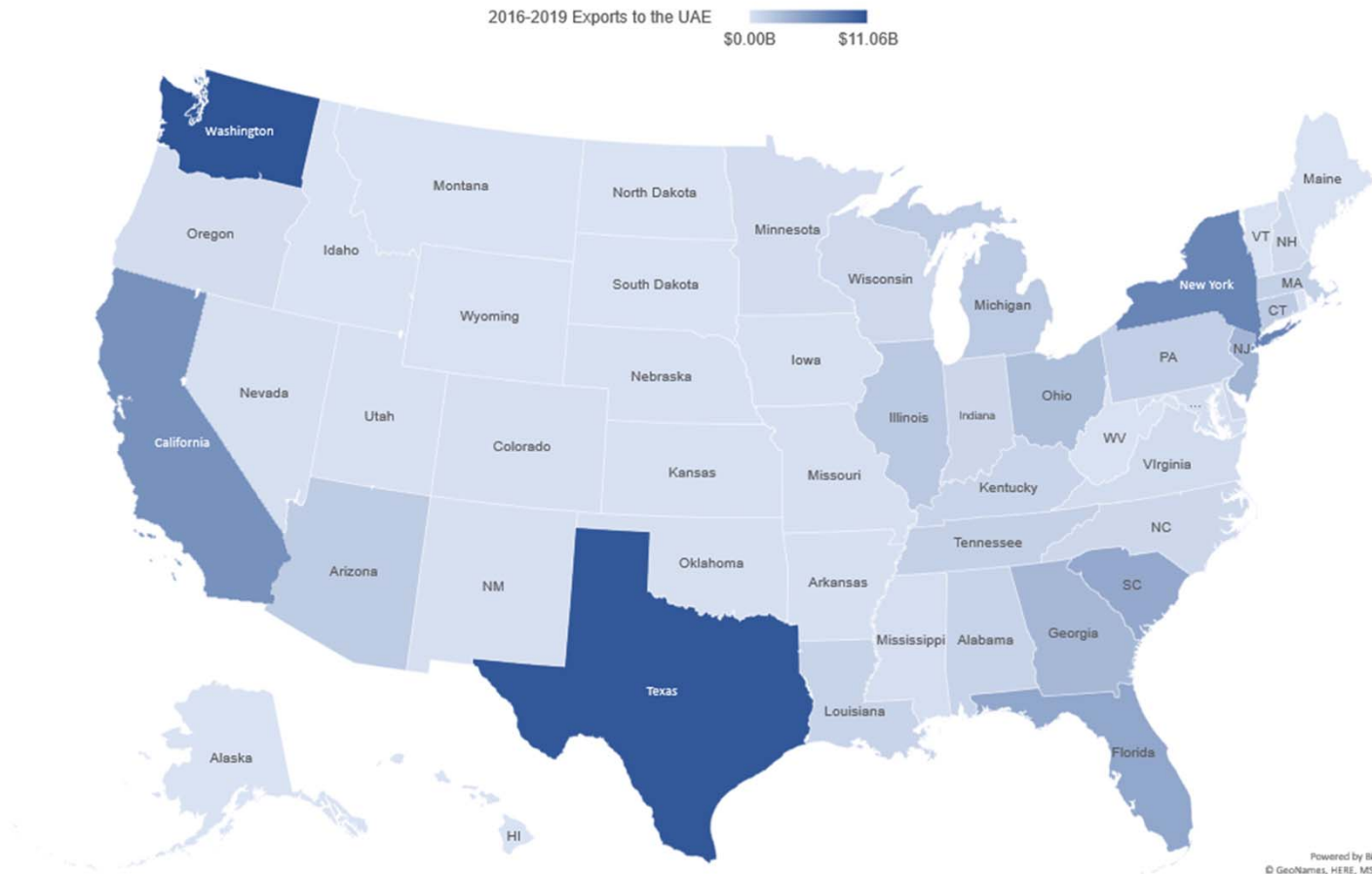
Table of Contents

Section	Contents	Page
I	US Exports to the UAE	3
II	UAE-Supported Employment	9
III	Foreign Direct Investment	10
IV	Appendices	14

Massachusetts Exports to the UAE



U.S. State Exports to the UAE for the Years 2016-2019



A 17th
Largest Exporting State

B \$1.4B
Four-Year Total
Exports

C Computer
Electronic Product
Top Exporting
Sector

D Fabricated Metal
Product
Manufacturing
Sector with Largest
Increase in Exports
Since 2018

E \$453.9M
Trade Surplus
in 2019

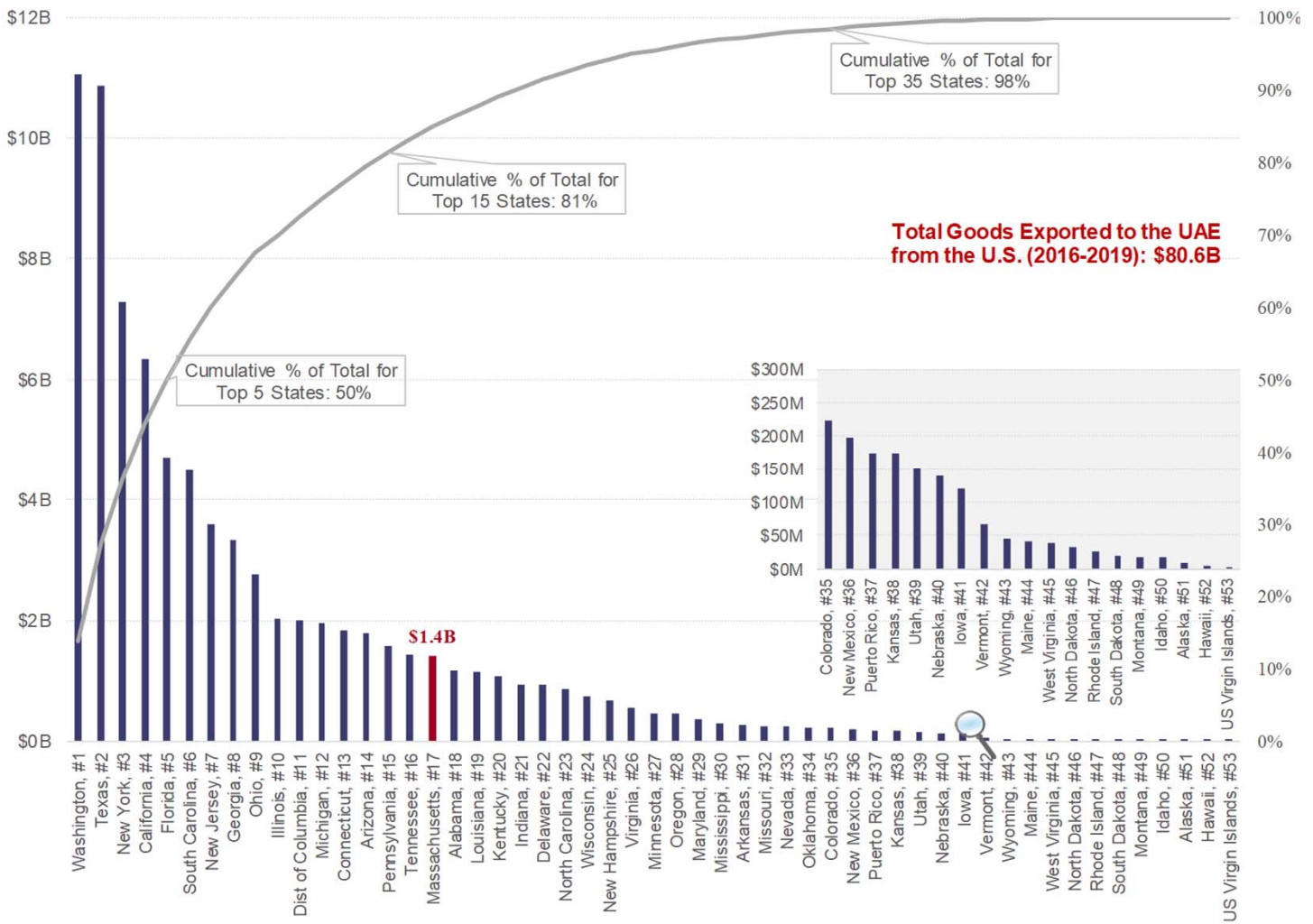
F 3,311
Jobs Supported by
Exports

Massachusetts Exports to the UAE



Massachusetts ranked 17th among U.S. states and territories with \$1.4B in goods exported to the UAE between 2016 and 2019

Exhibit I.1 | U.S. State Rankings of Exports to the UAE (\$ in Billions)



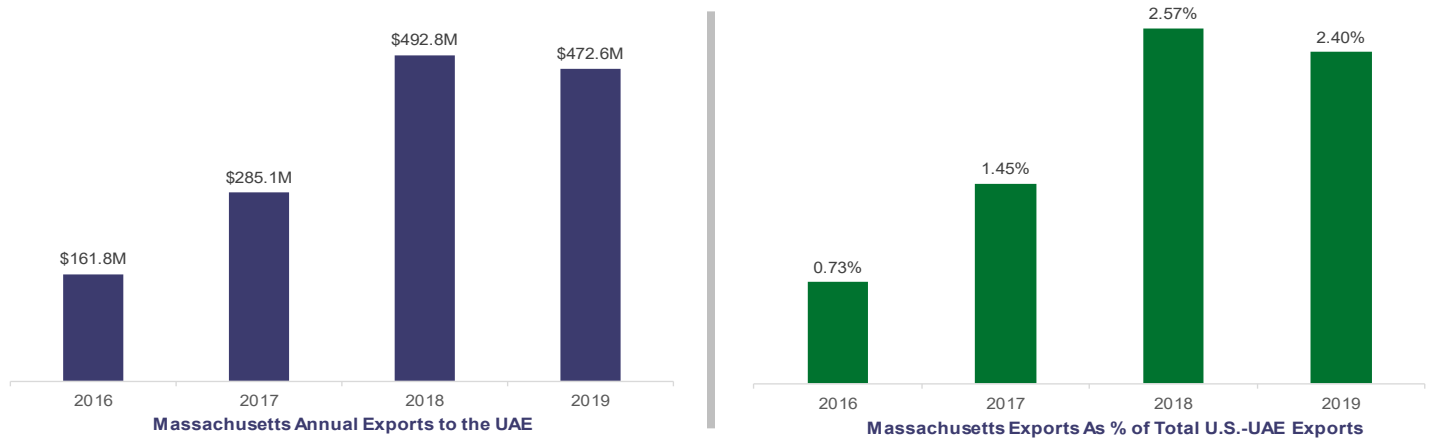
Massachusetts Exports to the UAE



B

Total value of 2019 goods exported and % of total U.S. exports is second highest in last four years

Exhibit I.2 | Massachusetts Export Values and Percent of Total by Year



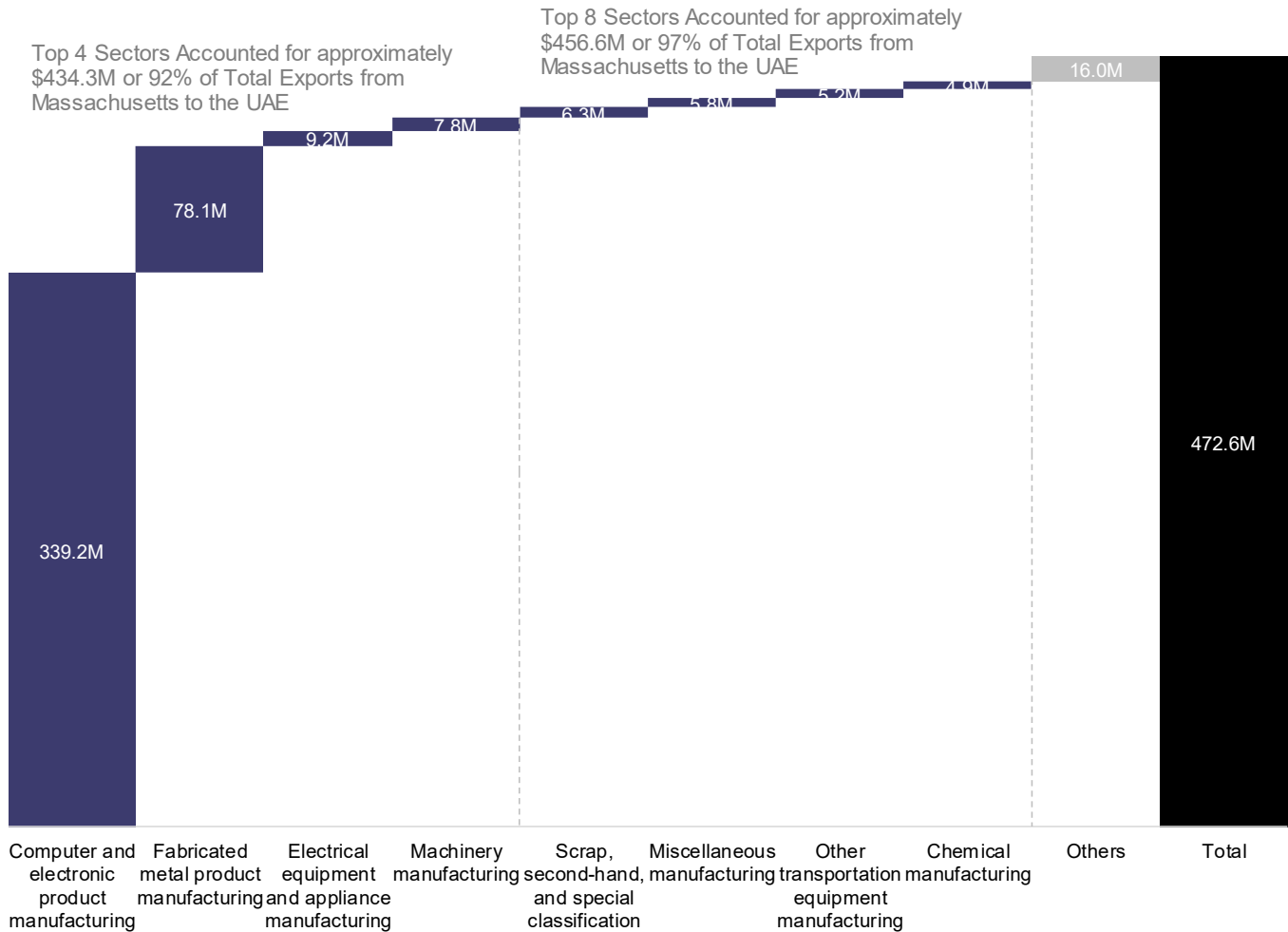
\$ in millions							
Rank	State	2016	2017	2018	2019	Trend Line	2016-2019
	All U.S. States	\$22,027.0	\$19,690.8	\$19,177.3	\$19,684.7		\$80,579.8
17	Massachusetts	0.7% \$161.8	1.4% \$285.1	2.6% \$492.8	2.4% \$472.6		1.8% \$1,412.3
1	Washington	18.9% \$4,157.6	20.8% \$4,104.7	10.8% \$2,080.5	3.6% \$717.4		13.7% \$11,060.2
5	Florida	6.8% \$1,487.5	6.3% \$1,244.6	5.0% \$949.9	5.1% \$1,011.3		5.8% \$4,693.3
10	Illinois	2.8% \$622.5	2.6% \$503.5	2.6% \$494.3	2.0% \$402.3		2.5% \$2,022.6
20	Kentucky	0.8% \$168.2	0.9% \$172.8	1.3% \$244.7	2.5% \$484.2		1.3% \$1,069.9
30	Mississippi	0.3% \$59.3	0.3% \$51.9	0.7% \$137.7	0.3% \$49.4		0.4% \$298.2

Massachusetts Exports to the UAE



In 2019 *Computer Electronic Product Manufacturing* and *Fabricated Metal Product Manufacturing* were the largest exporting sectors

Exhibit I.3 | Massachusetts's Exporting Sectors in 2019



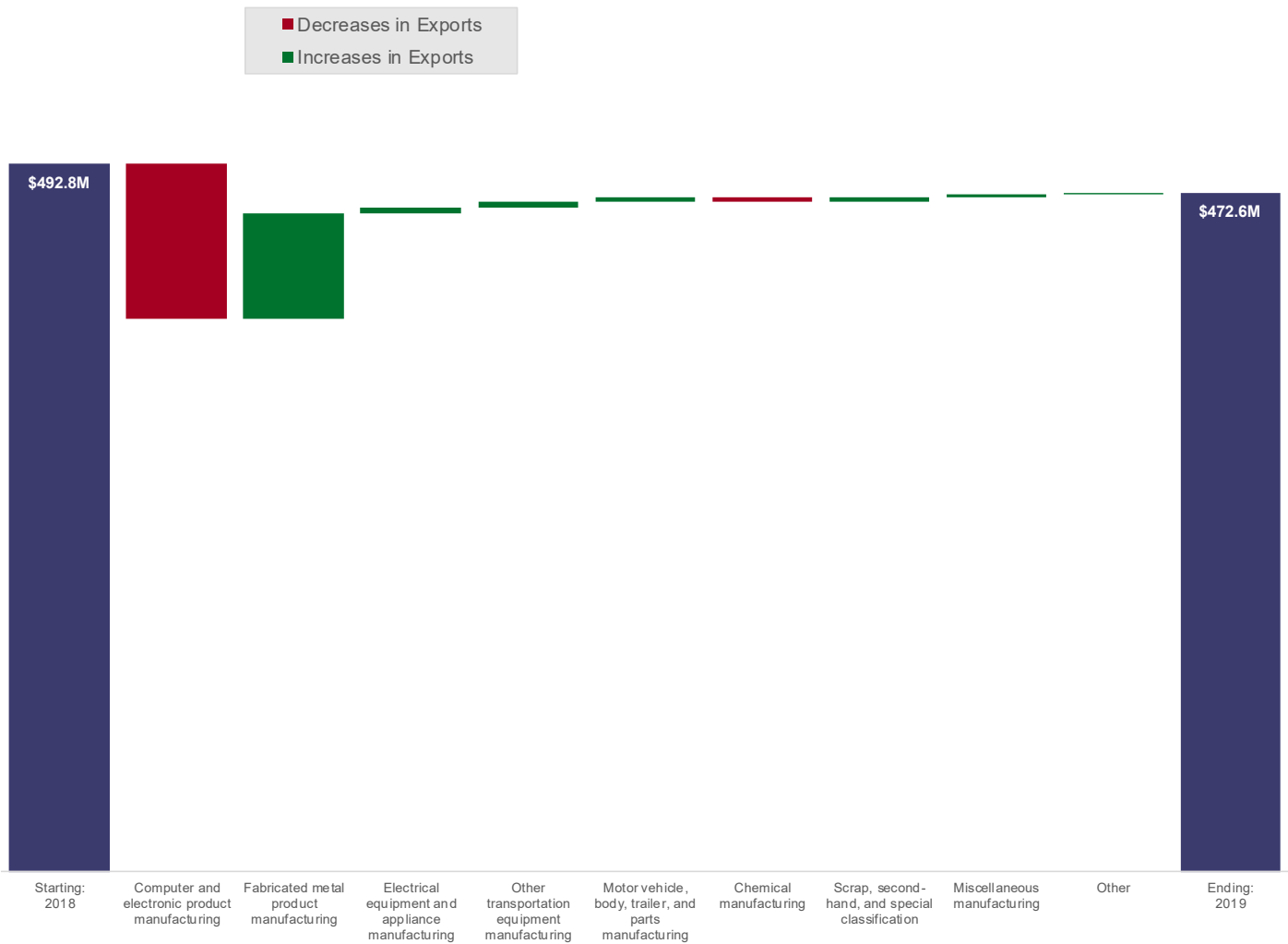
Massachusetts Exports to the UAE

I

D

From 2018 to 2019 *Fabricated Metal Product Manufacturing* sector had the largest increase in exports. *Computer Electronic Product Manufacturing* sector had the largest decrease

Exhibit I.4 | Massachusetts's Exporting Sector Movements From 2018 to 2019

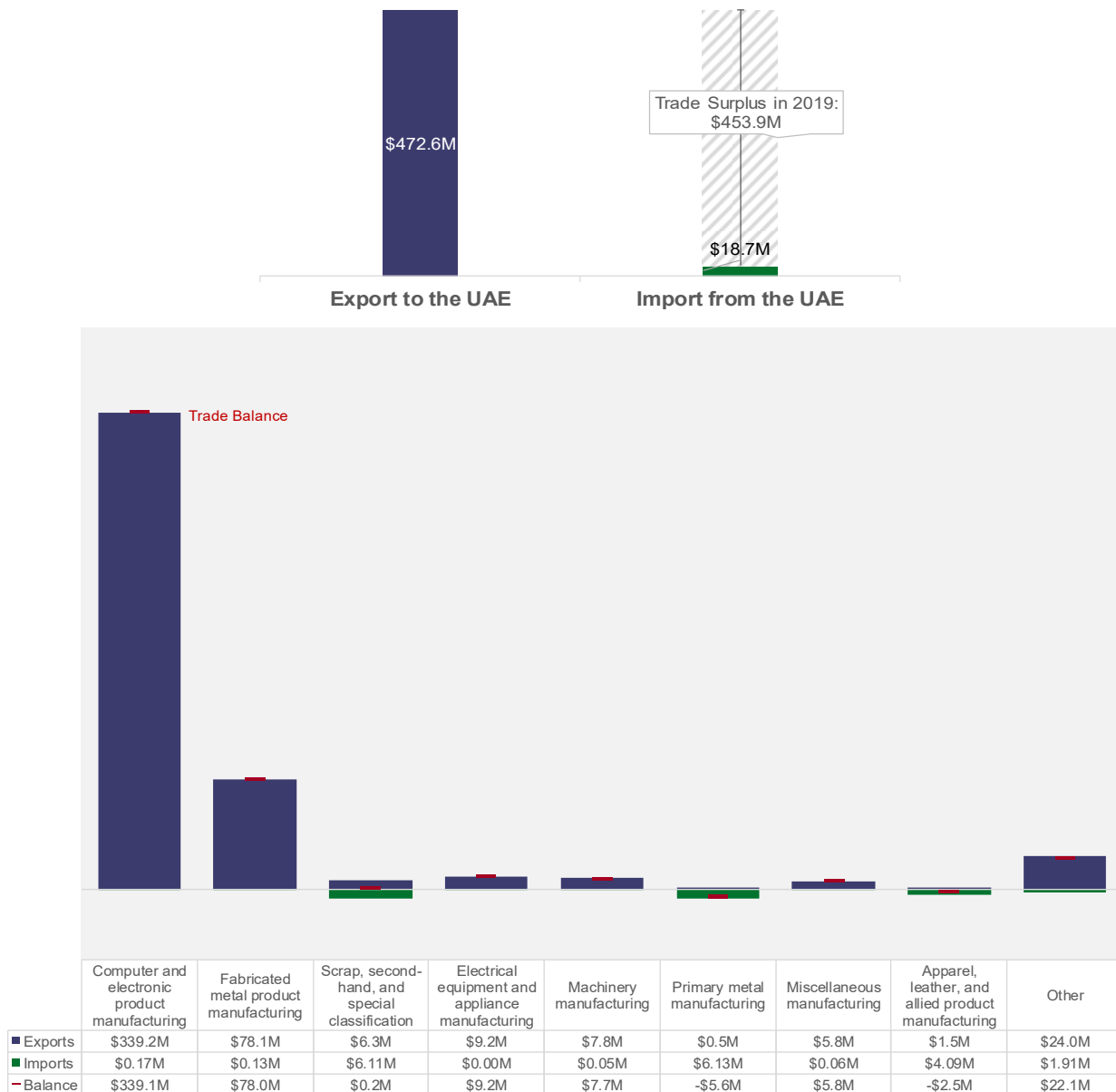


Massachusetts Exports to the UAE

I

E Massachusetts had a \$453.9M trade surplus with the UAE in 2019

Exhibit I.5 | Massachusetts's Trade Surplus with the UAE by Sector

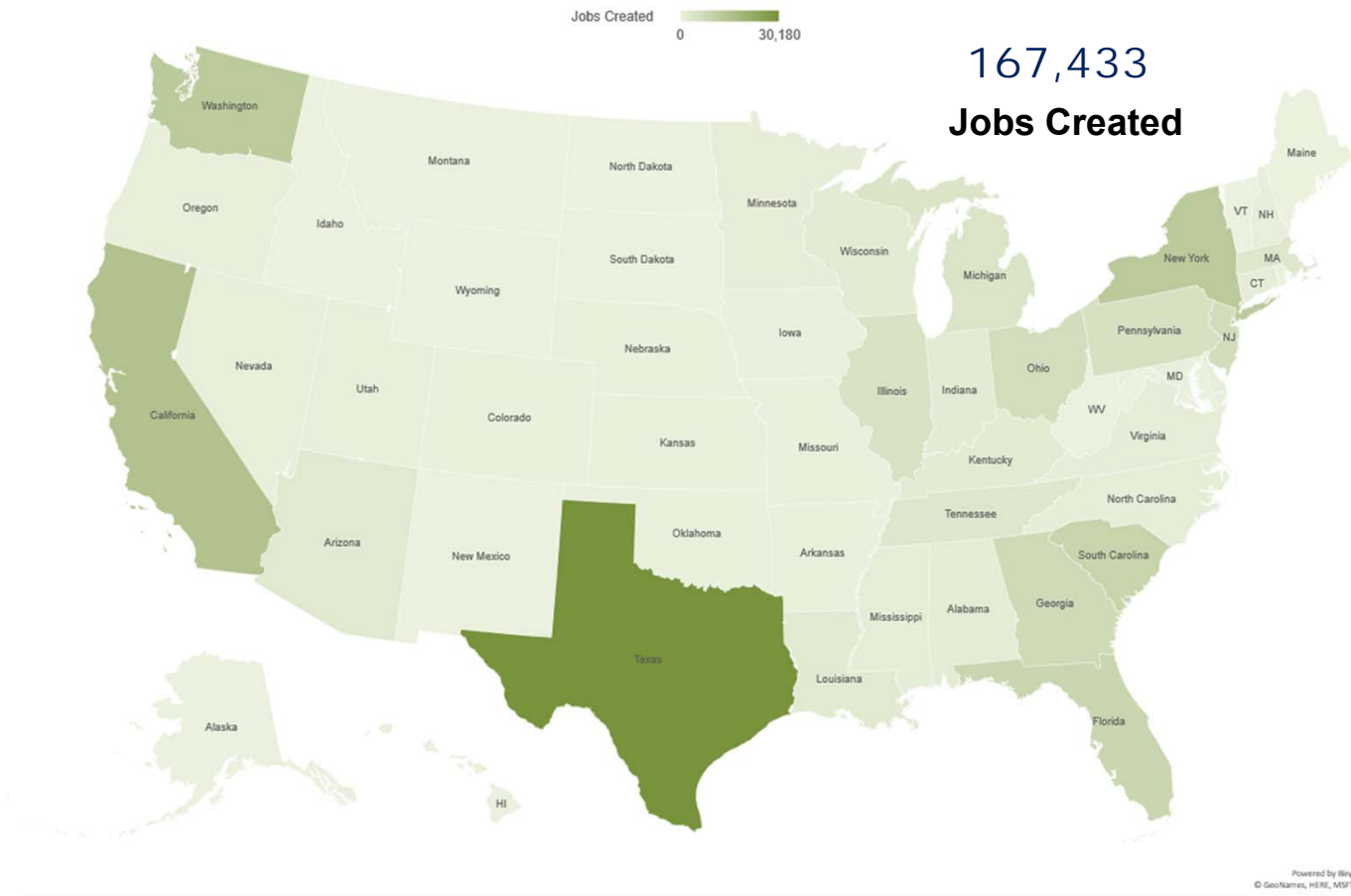


Massachusetts 2019 Employment

Driven by Export to the UAE



Positive U.S. Employment Driven by Exports to the UAE in 2019

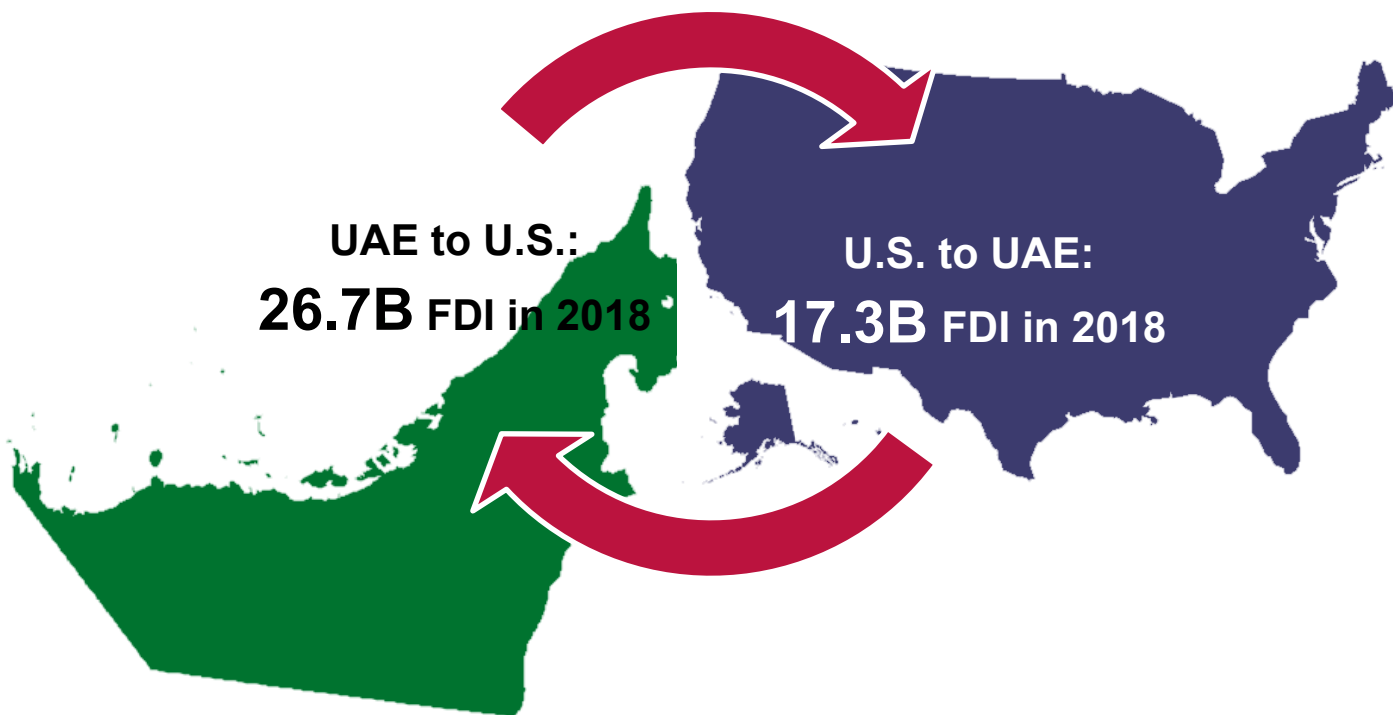


F 3,311 Jobs out of 167,433 Total Jobs Created in the U.S. by the UAE

Employment Driven by Massachusetts's Exports of Manufactured Goods to the UAE*	3,311	Other transportation equipment manufacturing	Computer and electronic product manufacturing	Chemical manufacturing	Fabricated metal product manufacturing	Machinery manufacturing	
		35	2,308	23	634	51	
		Electrical equipment and appliance manufacturing	Food, beverage, and tobacco product manufacturing	Miscellaneous manufacturing	Motor vehicle, body, trailer, and parts manufacturing		
		62	12	43	21		

* The sectors shown are the top ten U.S. manufacturing sectors exporting to the UAE in 2019.

Foreign Direct Investment



A \$29.7B

2018 UAE total
FDI in U.S.

B Various
Sectors

Benefited from UAE's
investments in
Massachusetts since
2007

C Various
Sectors

Benefited from
Massachusetts's
greenfield
investments in the
UAE in 2019

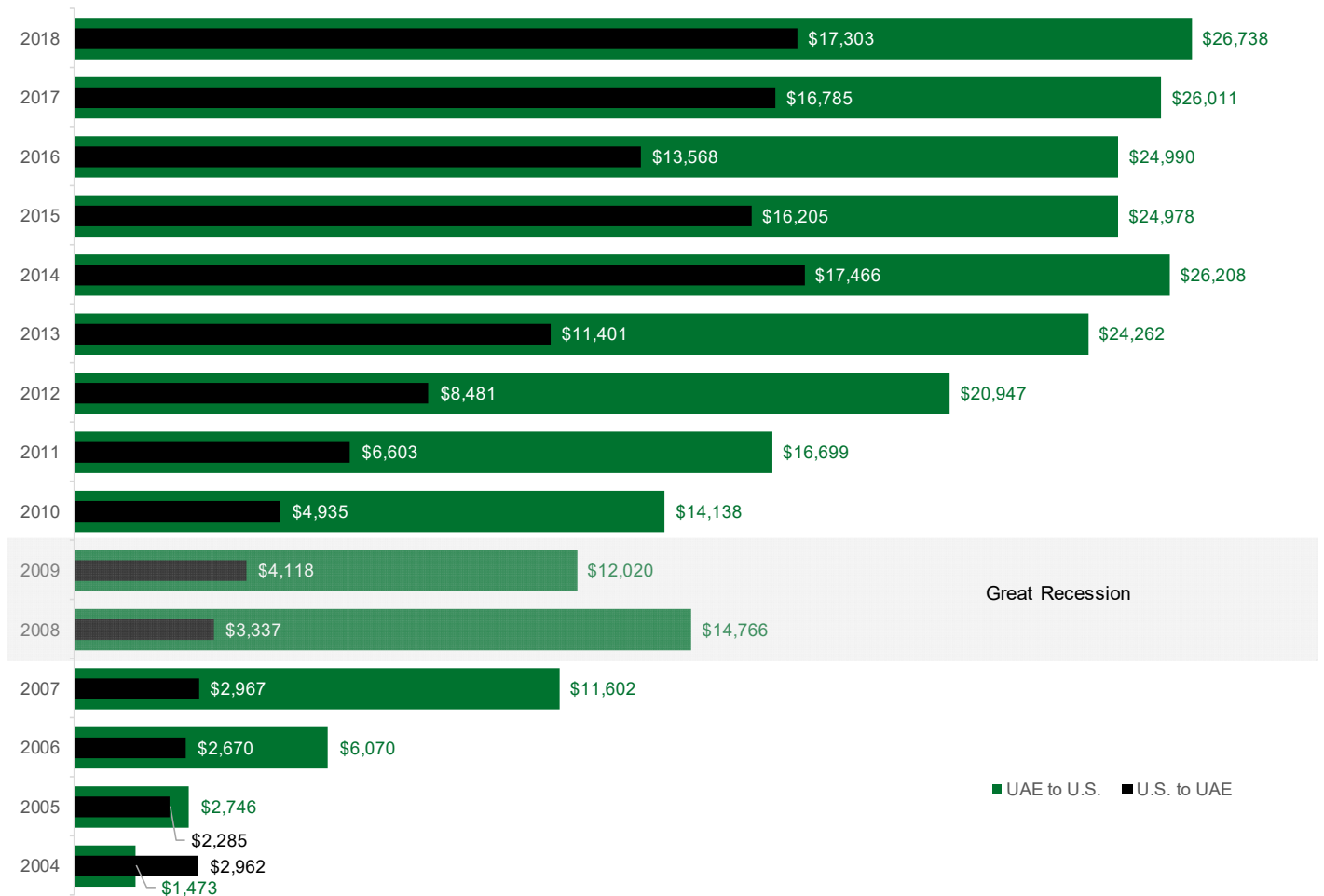
Bilateral FDI between the U.S. and UAE



A

UAE made \$26.7B total investment in U.S. in 2018. Investments over the past four years remained level.

Exhibit IV.1 | Total UAE Investments by Year

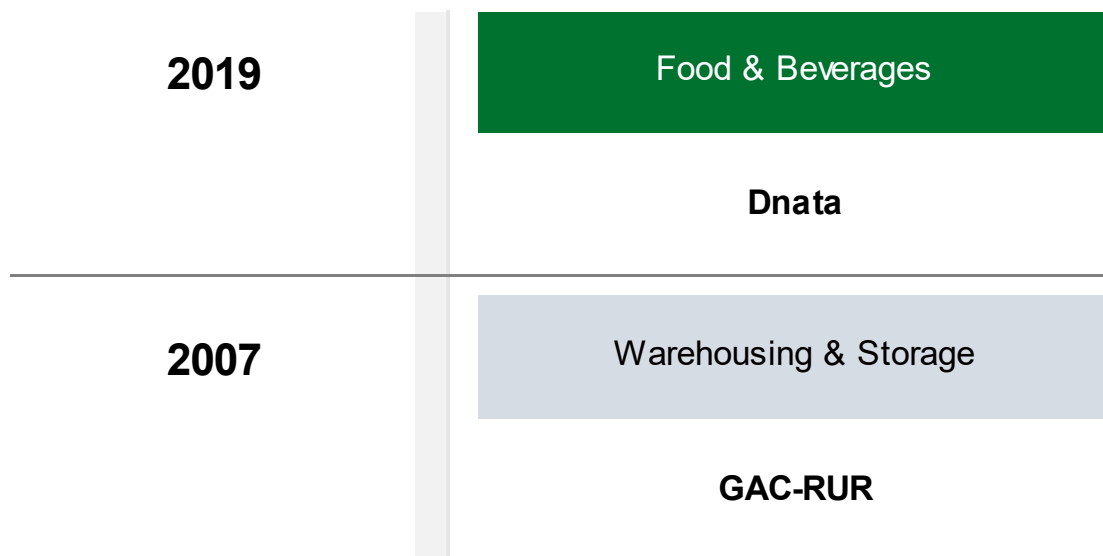


UAE FDI in Massachusetts



Since 2007 UAE expanded existing investments and made greenfield investments in Massachusetts in a variety of sectors

Exhibit IV.2 | Certain UAE Investors in Massachusetts by Sector Since 2007



Massachusetts 2019 Greenfield and Expanded FDI in the UAE



C Greenfield Investments were made in various sectors in 2019.

Exhibit IV.3 | Certain Massachusetts Investors in UAE by Sector in 2019

Sector	Massachusetts Investing Entities to the UAE
Financial Services	Globalization Partners ● \$12.4
Energy	Baker Hughes ● \$8.5
Professional Services	True Search ● \$4.5



EMBASSY OF THE
UNITED ARAB EMIRATES
WASHINGTON, DC

WWW.UAE-EMBASSY.ORG

APPENDICES

Appendix A

IV

Massachusetts's Top Exporting Commodities to the UAE in 2019

This exhibit only displays commodities with annual export amounts exceeding \$1M

Sector	Top Commodity	Export Value
Computer and electronic product manufacturing	3345 Navigational/measuring/medical/control Instrument	280.6M
	3342 Communications Equipment	41.8M
	3341 Computer Equipment	14.4M
	3346 Magnetic & Optical Media	1.6M
Fabricated metal product manufacturing	3329 Other Fabricated Metal Products	76.8M
Electrical equipment and appliance manufacturing	3359 Electrical Equipment & Components, Nesoi	4.8M
	3353 Electrical Equipment	3.0M
	3352 Household Appliances And Misc Machines, Nesoi	1.2M
Machinery manufacturing	3339 Other General Purpose Machinery	3.3M
	3336 Engines, Turbines & Power Transmsn Equip	1.2M
	3333 Commercial & Service Industry Machinery	1.2M
	3331 Ag & Construction & Machinery	1.0M
Scrap, second-hand, and special classification	9100 Waste And Scrap	3.8M
	9300 Used Or Second-hand Merchandise	1.7M
Miscellaneous manufacturing	3391 Medical Equipment & Supplies	4.1M
	3399 Miscellaneous Manufactured Commodities	1.7M
Other transportation equipment manufacturing	3369 Transportation Equipment, Nesoi	3.5M
	3364 Aerospace Products & Parts	1.7M
Chemical manufacturing	3251 Basic Chemicals	2.3M
	3254 Pharmaceuticals & Medicines	1.0M
Forestry, fishing, and related activities	1141 Fish, Fresh/chilled/frozen & Other Marine Products	3.4M
Motor vehicle, body, trailer, and parts manufacturing	3361 Motor Vehicles	2.7M

Note: Due to space constraints, some data bars are fitted to the page and not to scale.

Employment Driven by Top 10 UAE-Exporting Sectors in Massachusetts in 2019

