



EMBASSY OF THE
UNITED ARAB EMIRATES
WASHINGTON, DC

WWW.UAE-EMBASSY.ORG

UAE – U.S. HISTORICAL TRADE RELATIONSHIPS

MICHIGAN REPORT

2019 UPDATE

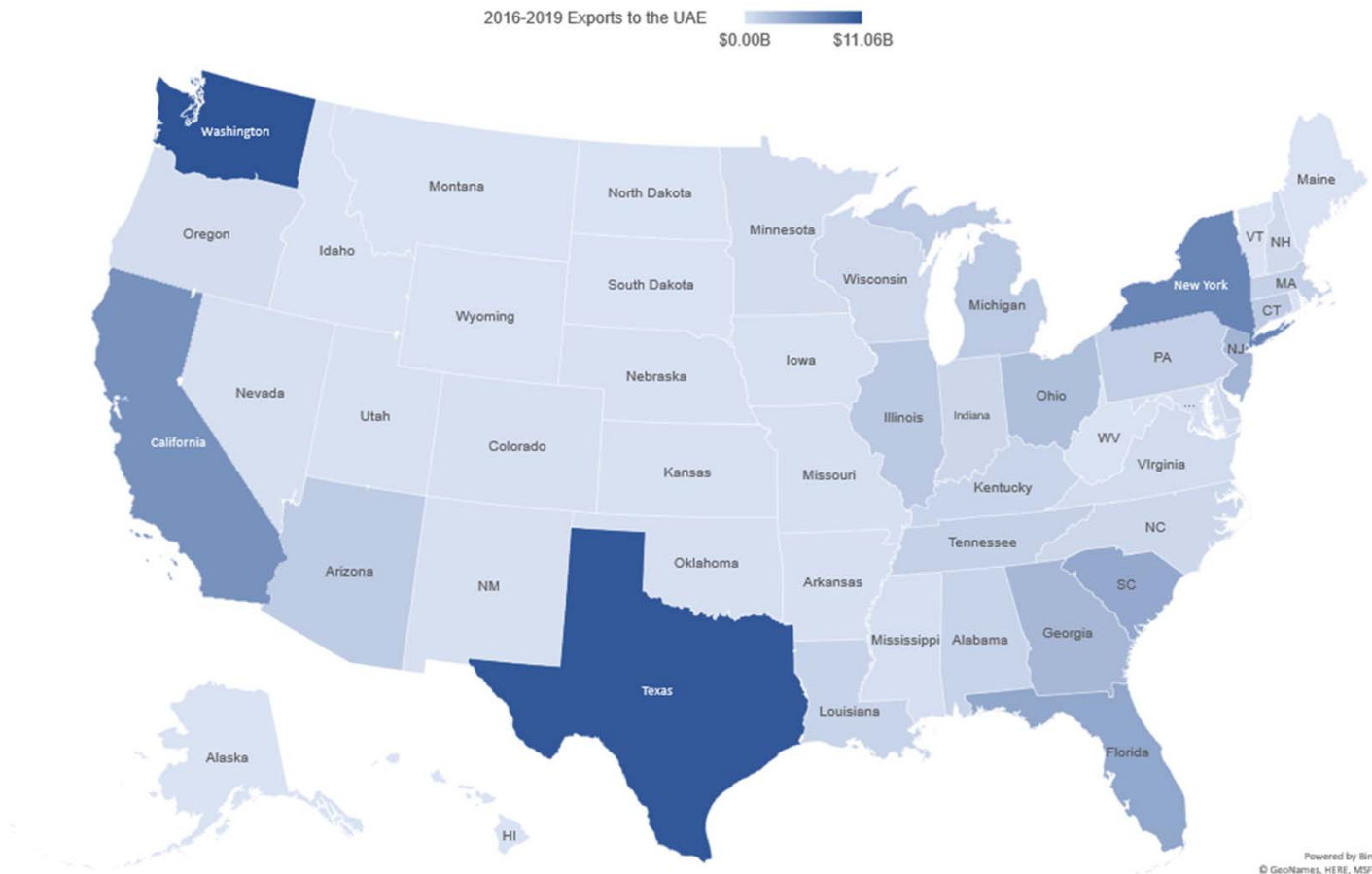
Table of Contents

Section	Contents	Page
I	US Exports to the UAE	3
II	UAE-Supported Employment	9
III	Foreign Direct Investment	10
IV	Appendices	14

Michigan Exports to the UAE



U.S. State Exports to the UAE for the Years 2016-2019



A 12th
Largest Exporting State

B \$1.9B
Four-Year Total Exports

C Motor Vehicle, Body, Trailer and Parts
Top Exporting Sector

D Motor Vehicle, Body, Trailer and Parts
Sector with Largest Increase in Exports Since 2018

E \$591.0M
Trade Surplus in 2019

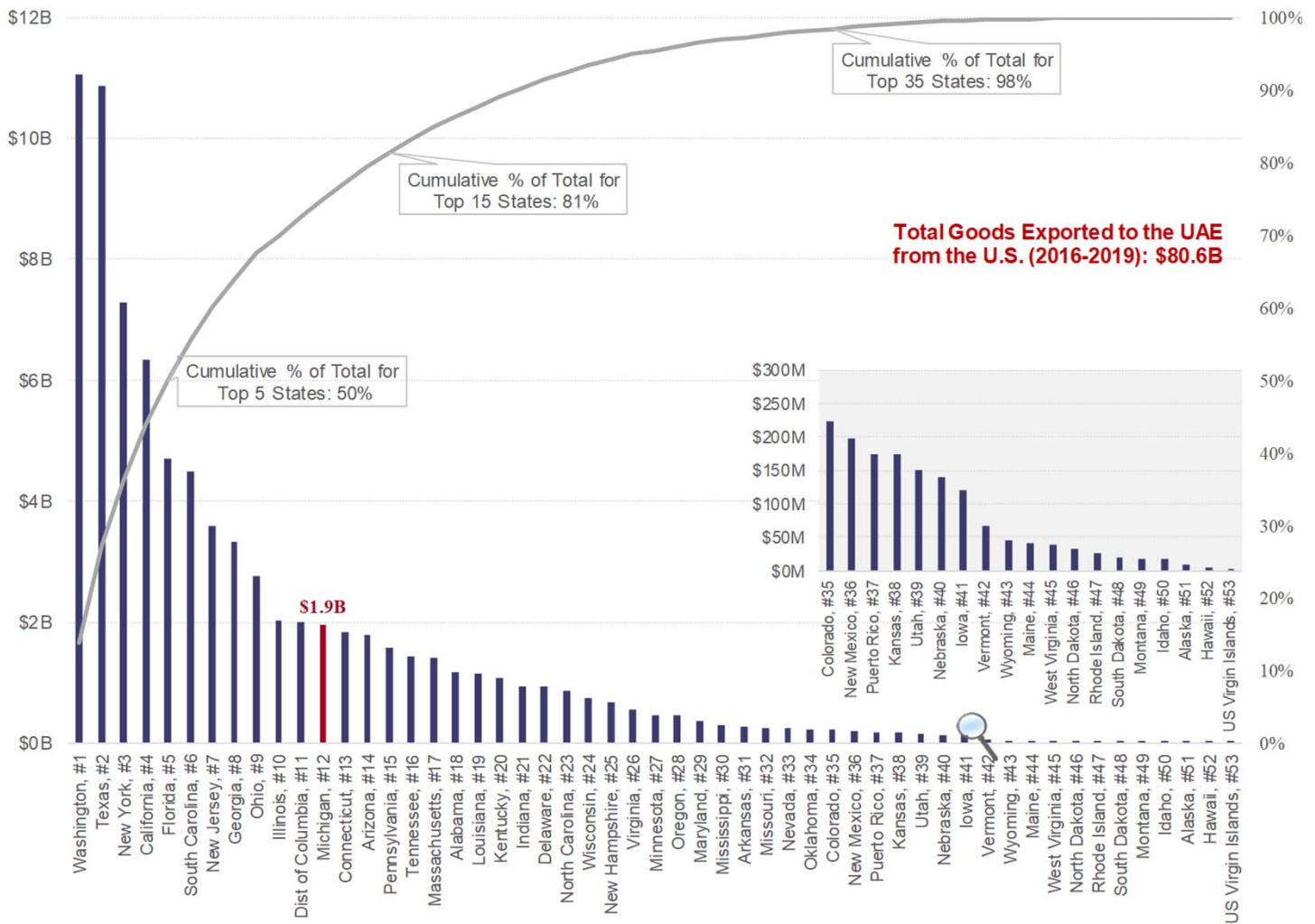
F 5,841
Jobs Supported by Exports

Michigan Exports to the UAE



Michigan ranked 12th among U.S. states and territories with \$1.9B in goods exported to the UAE between 2016 and 2019

Exhibit I.1 | U.S. State Rankings of Exports to the UAE (\$ in Billions)



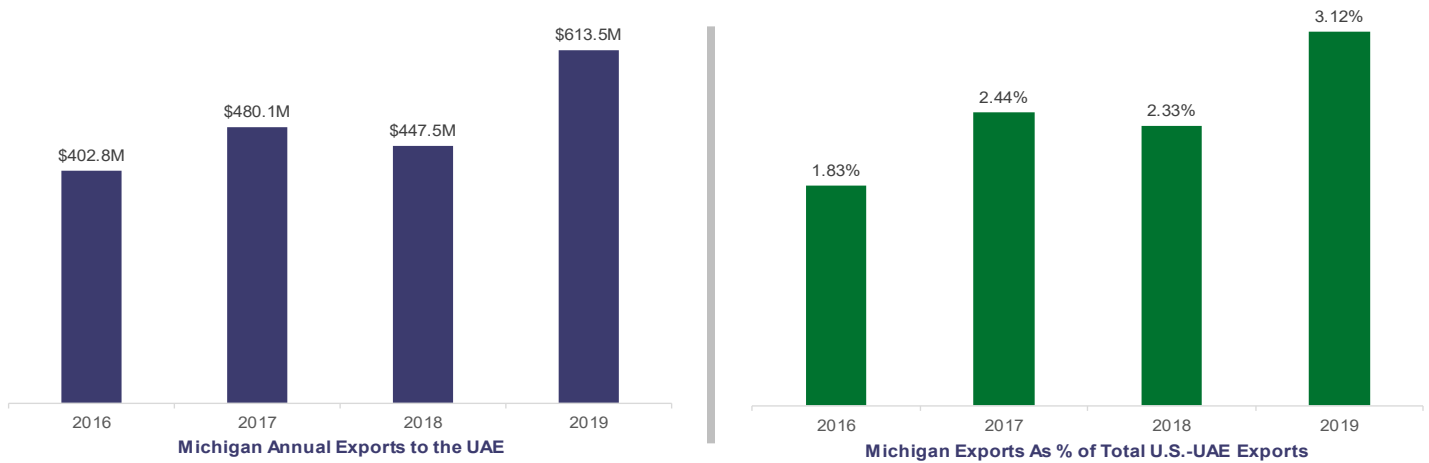
Michigan Exports to the UAE



B

Total value of 2019 goods exported and % of total U.S. exports is highest in last four years

Exhibit I.2 | Michigan Export Values and Percent of Total by Year



\$ in millions

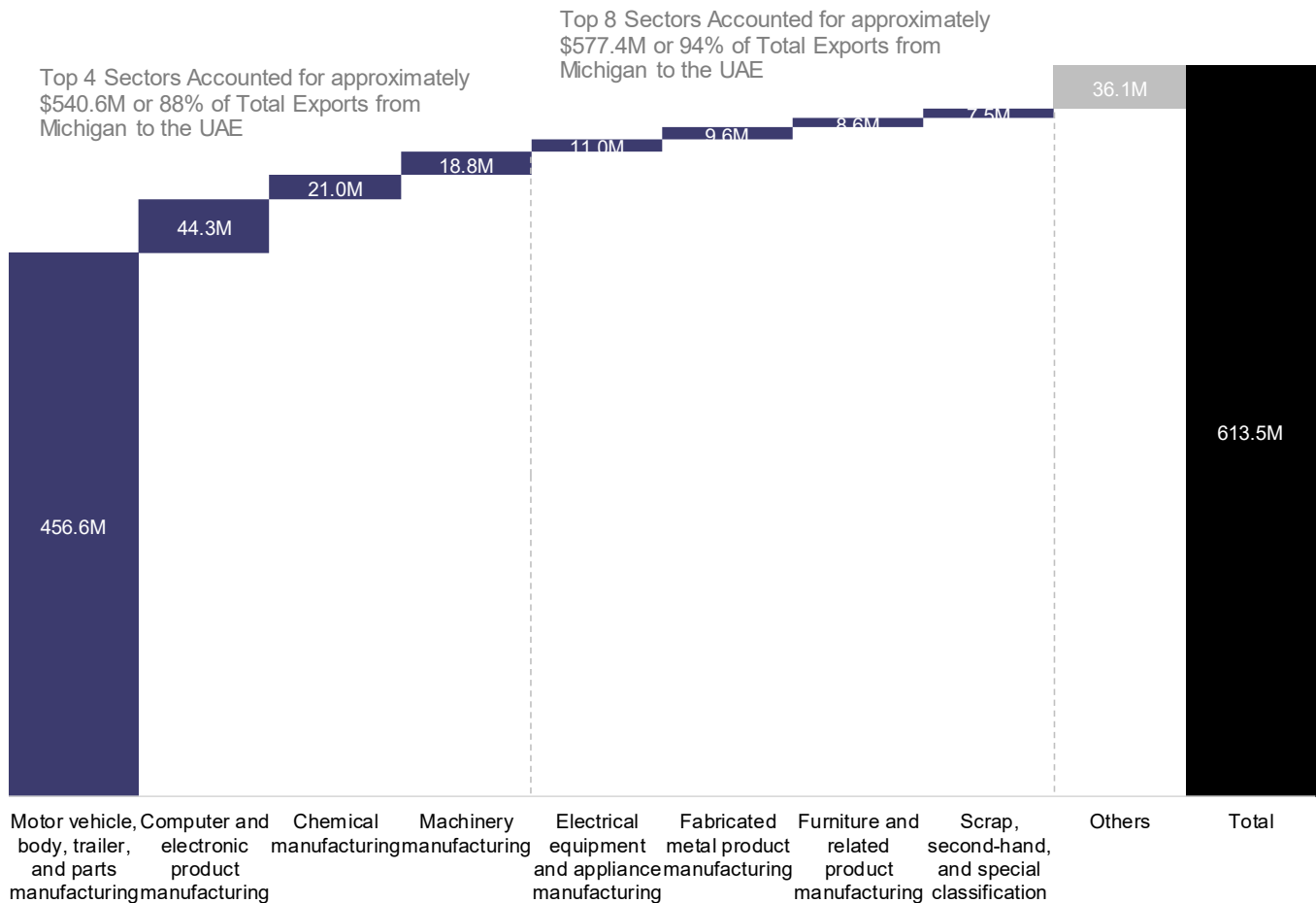
Rank	State	2016	2017	2018	2019	Trend Line	2016-2019
	All U.S. States	\$22,027.0	\$19,690.8	\$19,177.3	\$19,684.7		\$80,579.8
12	Michigan	1.8% \$402.8	2.4% \$480.1	2.3% \$447.5	3.1% \$613.5		2.4% \$1,943.9
1	Washington	18.9% \$4,157.6	20.8% \$4,104.7	10.8% \$2,080.5	3.6% \$717.4		13.7% \$11,060.2
5	Florida	6.8% \$1,487.5	6.3% \$1,244.6	5.0% \$949.9	5.1% \$1,011.3		5.8% \$4,693.3
10	Illinois	2.8% \$622.5	2.6% \$503.5	2.6% \$494.3	2.0% \$402.3		2.5% \$2,022.6
20	Kentucky	0.8% \$168.2	0.9% \$172.8	1.3% \$244.7	2.5% \$484.2		1.3% \$1,069.9
30	Mississippi	0.3% \$59.3	0.3% \$51.9	0.7% \$137.7	0.3% \$49.4		0.4% \$298.2

Michigan Exports to the UAE



In 2019 *Motor Vehicle, Body, Trailer and Parts Manufacturing* and *Computer and Electronic Product Manufacturing* were the largest exporting sectors

Exhibit I.3 | Michigan's Exporting Sectors in 2019



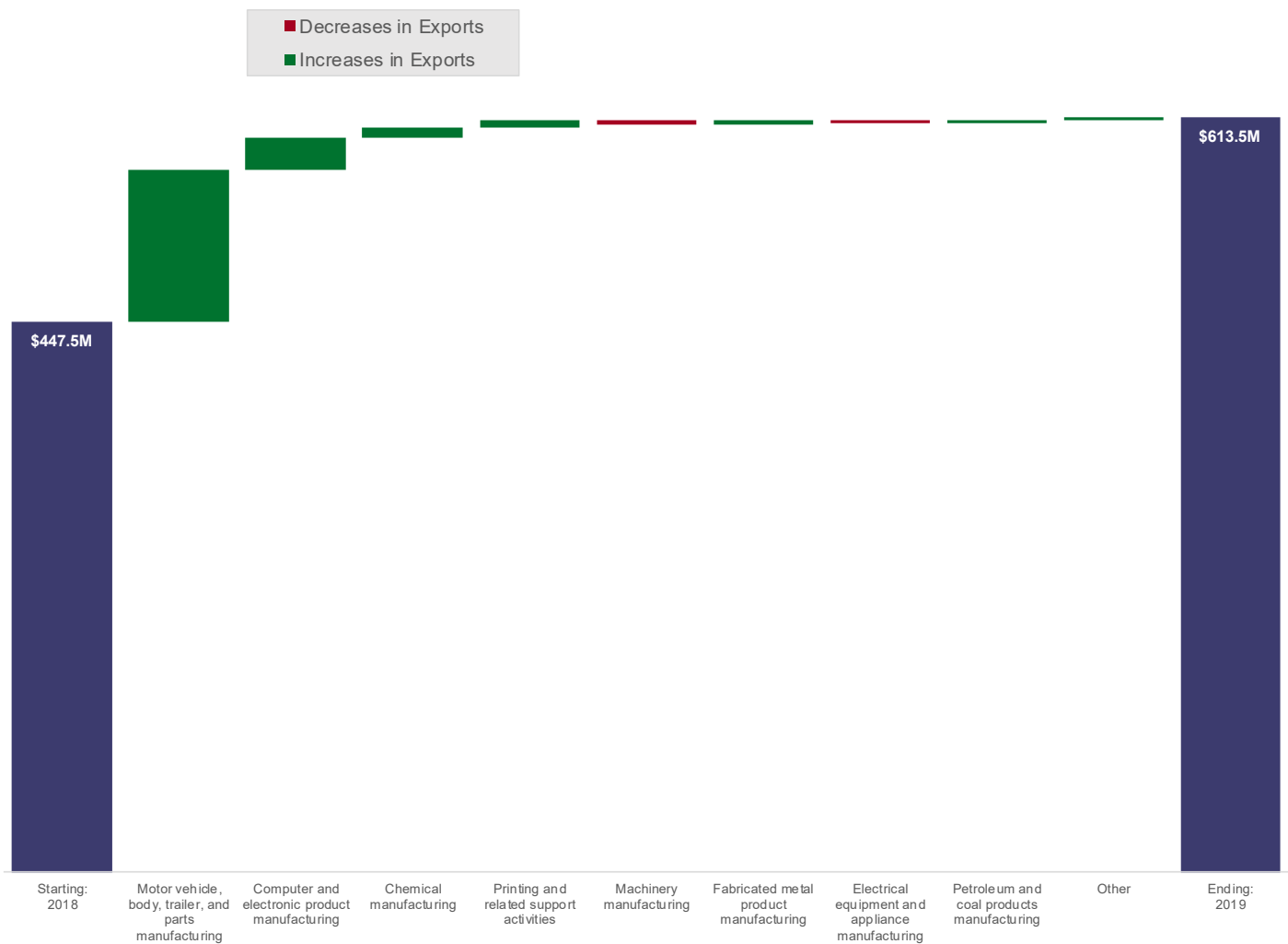
Michigan Exports to the UAE

I

D

From 2018 to 2019 *Motor Vehicle Body, Trailer, and Parts Manufacturing* sector had the largest increase in exports. *Machinery Manufacturing* sector had the largest decrease

Exhibit I.4 | Michigan's Exporting Sector Movements From 2018 to 2019

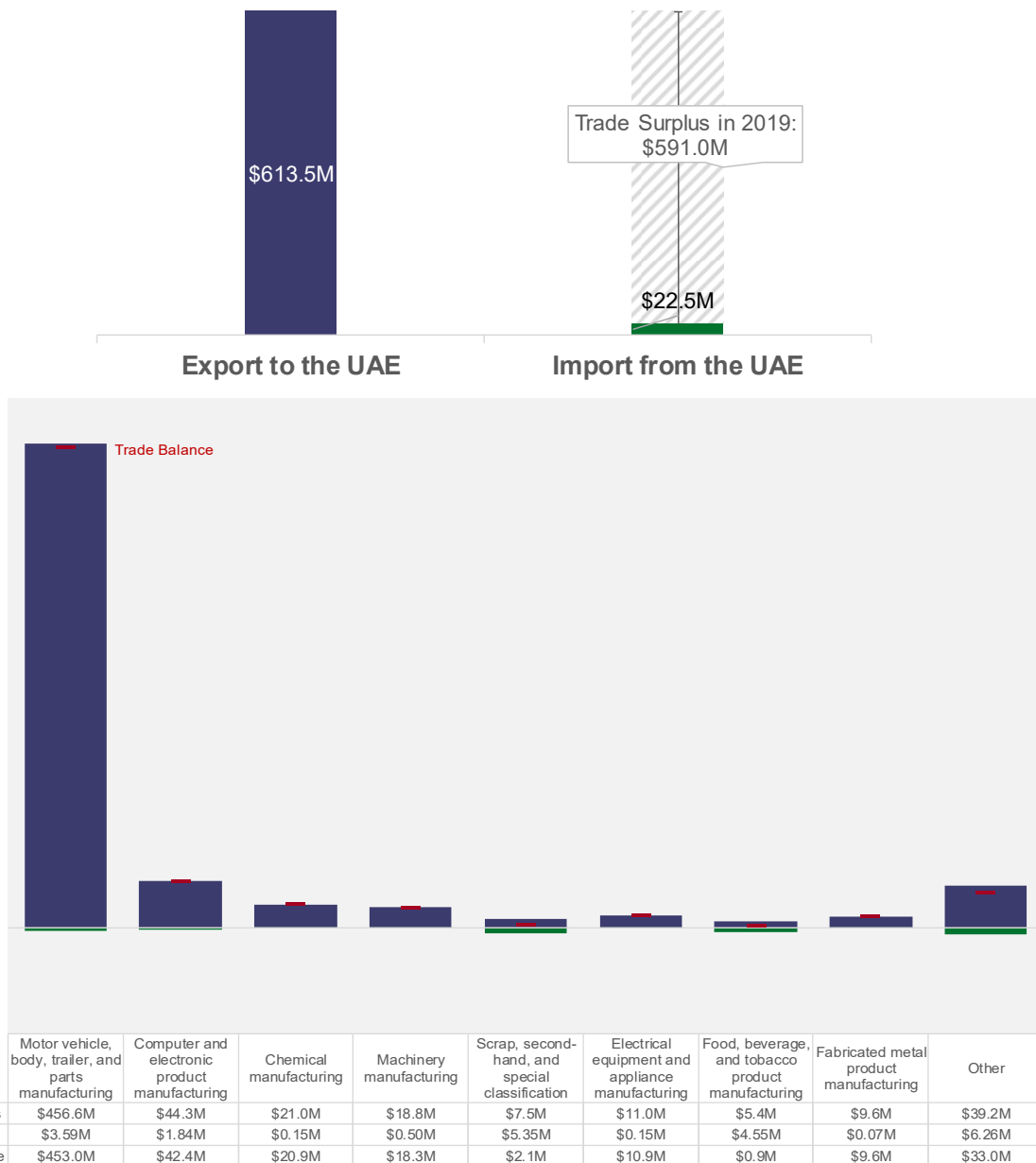


Michigan Exports to the UAE



E Michigan had a \$591.0M trade surplus with the UAE in 2019

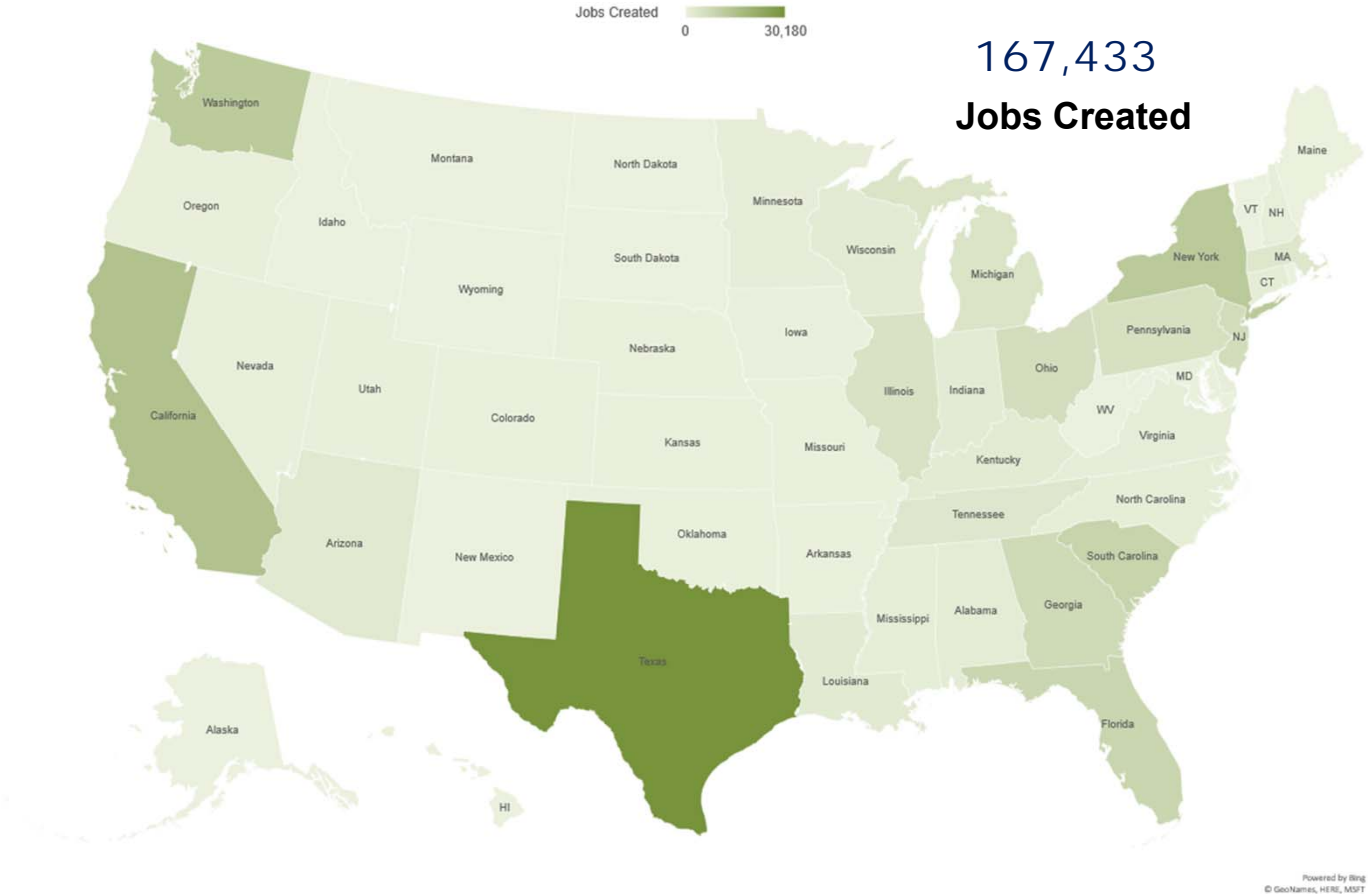
Exhibit I.5 | Michigan's Trade Surplus with the UAE by Sector



Michigan 2019 Employment Driven by Export to the UAE



Positive U.S. Employment Driven by Exports to the UAE in 2019

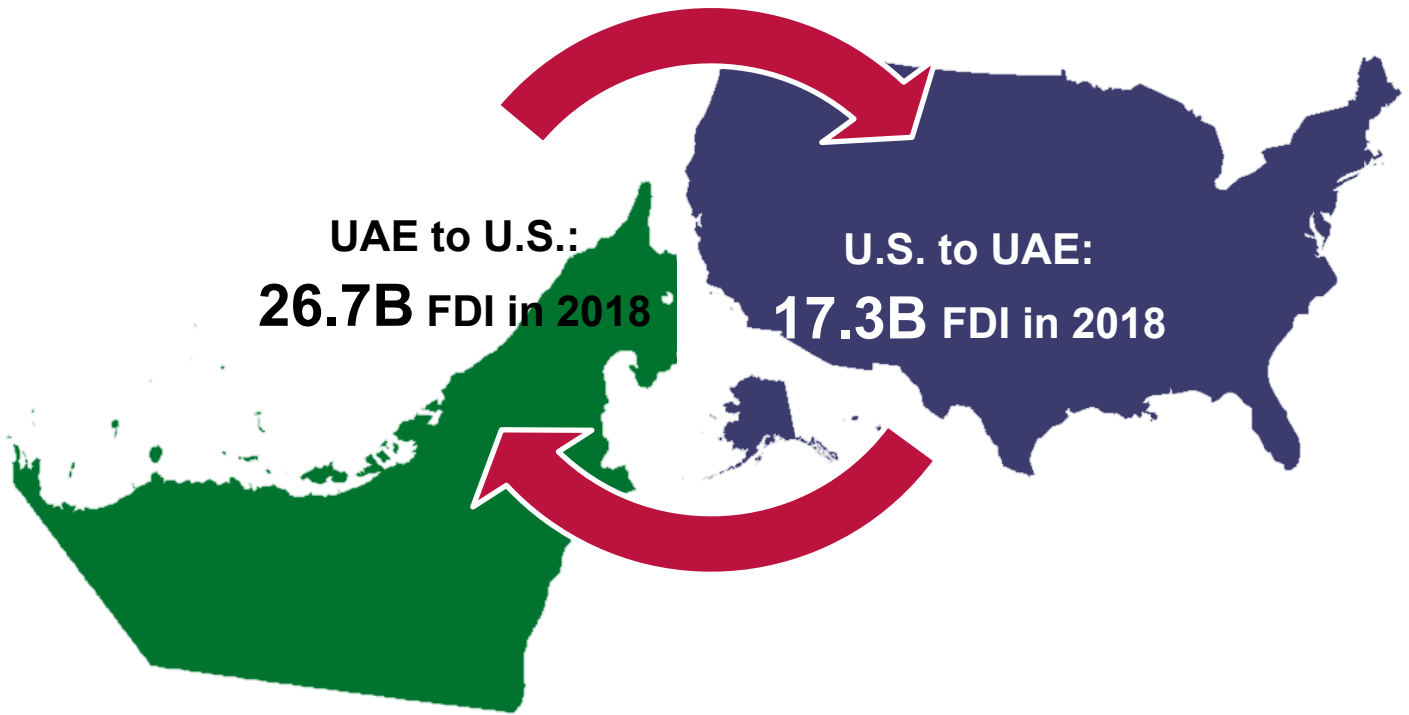


F **5,841** Jobs out of 167,433 Total Jobs Created in the U.S. by the UAE

Employment Driven by Michigan's Exports of Manufactured Goods to the UAE*	5,841	Other transportation equipment manufacturing	Computer and electronic product manufacturing	Chemical manufacturing	Fabricated metal product manufacturing	Machinery manufacturing
		27	425	144	108	194
		Electrical equipment and appliance manufacturing	Food, beverage, and tobacco product manufacturing	Miscellaneous manufacturing	Motor vehicle, body, trailer, and parts manufacturing	
		92	64	60	4,373	

* The sectors shown are the top ten U.S. manufacturing sectors exporting to the UAE in 2019.

Foreign Direct Investment



A \$26.7B

2018 UAE total
FDI in U.S.

B Various
Sectors

Benefited from
UAE's investments
in Michigan since
2008

C Construction
Sector

Benefited from
Michigan's greenfield
investments in the
UAE in 2019

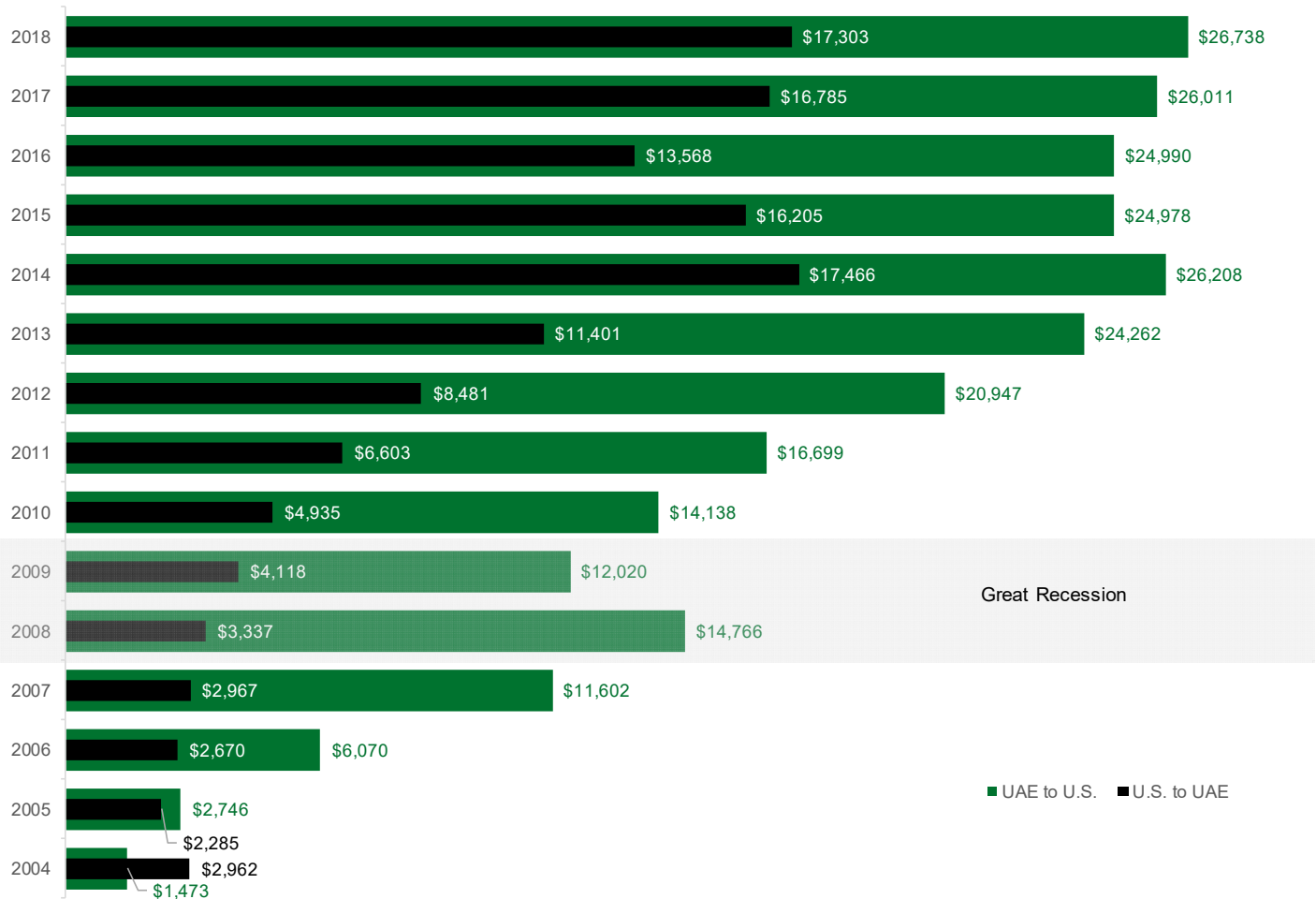
Bilateral FDI between the U.S. and UAE



A

UAE made \$26.7B total investment in U.S. in 2018. Investments over the past four years remained level.

Exhibit IV.1 | Total UAE Investments by Year



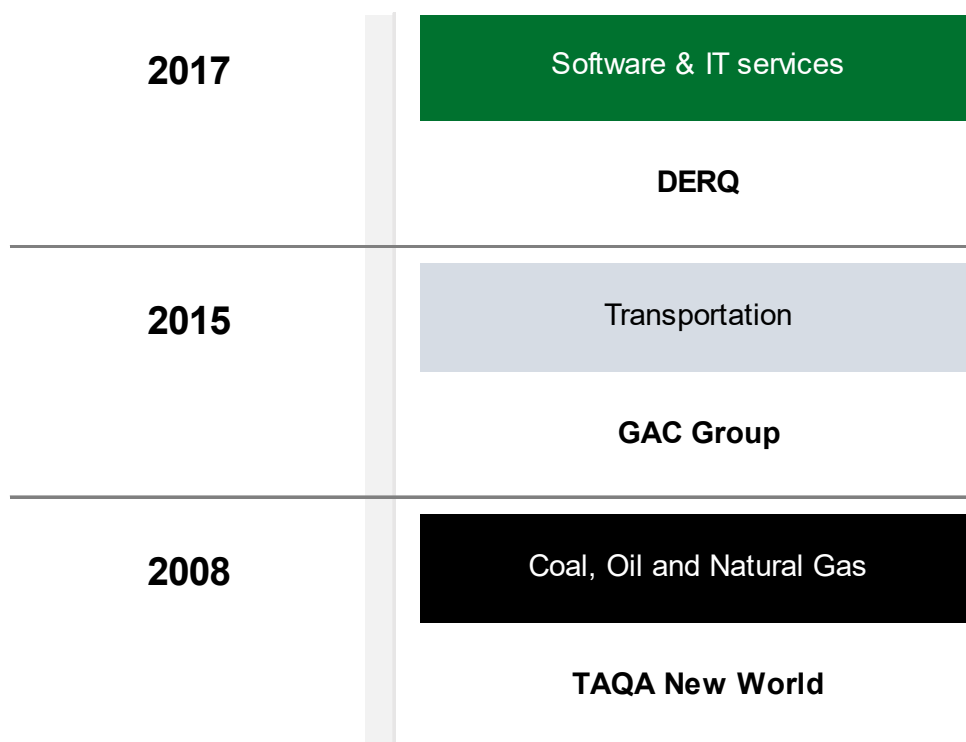
UAE FDI in Michigan



B

Since 2008 UAE expanded existing investments and made greenfield investments in Michigan in a variety of sectors

Exhibit IV.2 | Certain UAE Investors in Michigan by Sector Since 2008



Michigan 2019 Greenfield and Expanded FDI in the UAE



Greenfield Investments were made in various sectors in 2019

Exhibit IV.3 | Certain Michigan Investors in UAE by Sector in 2019

Sector	Michigan Investing Entities to the UAE
Construction	American Concrete Institute 🌐 \$4.5



EMBASSY OF THE
UNITED ARAB EMIRATES
WASHINGTON, DC

WWW.UAE-EMBASSY.ORG

APPENDICES

Michigan's Top Exporting Commodities to the UAE in 2019

This exhibit only displays commodities with annual export amounts exceeding \$1M

Sector	Top Commodity	Export Value
Motor vehicle, body, trailer, and parts manufacturing	3361 Motor Vehicles	348.1M
	3363 Motor Vehicle Parts	90.8M
	3362 Motor Vehicle Bodies & Trailers	17.7M
Computer and electronic product manufacturing	3342 Communications Equipment	17.1M
	3343 Audio & Video Equipment	10.6M
	3341 Computer Equipment	10.4M
	3345 Navigational/measuring/medical/control Instrument	4.0M
	3346 Magnetic & Optical Media	1.8M
Chemical manufacturing	3255 Paints, Coatings & Adhesives	7.1M
	3251 Basic Chemicals	6.0M
	3256 Soaps, Cleaning Compounds & Toilet Preparations	3.9M
	3254 Pharmaceuticals & Medicines	1.8M
	3252 Resin, Syn Rubber, Artf & Syn Fibers/fil	1.2M
Machinery manufacturing	3339 Other General Purpose Machinery	10.1M
	3334 Hvac & Commercial Refrigeration Equipment	3.4M
	3331 Ag & Construction & Machinery	1.9M
	3333 Commercial & Service Industry Machinery	1.6M
	3336 Engines, Turbines & Power Transmsn Equip	1.1M
Electrical equipment and appliance manufacturing	3359 Electrical Equipment & Components, Nesoi	3.9M
	3353 Electrical Equipment	3.5M
	3352 Household Appliances And Misc Machines, Nesoi	3.2M
Fabricated metal product manufacturing	3329 Other Fabricated Metal Products	3.9M
	3325 Hardware	3.2M
	3324 Boilers, Tanks & Shipping Containers	1.6M
Furniture and related product manufacturing	3371 Household & Institutional Furn & Kitchen Cabinets	7.6M
Scrap, second-hand, and special classification	9300 Used Or Second-hand Merchandise	5.4M
	9900 Other Special Classification Provisions	1.4M
Petroleum and coal products manufacturing	3241 Petroleum & Coal Products	6.4M
Miscellaneous manufacturing	3391 Medical Equipment & Supplies	3.3M
	3399 Miscellaneous Manufactured Commodities	2.9M

Note: Due to space constraints, some data bars are fitted to the page and not to scale.

Employment Driven by Top 10 UAE-Exporting Sectors in Michigan in 2019

