



EMBASSY OF THE
UNITED ARAB EMIRATES
WASHINGTON, DC

WWW.UAE-EMBASSY.ORG

UAE – U.S.
HISTORICAL TRADE RELATIONSHIPS

NEW JERSEY REPORT

2018 UPDATE

Table of Contents

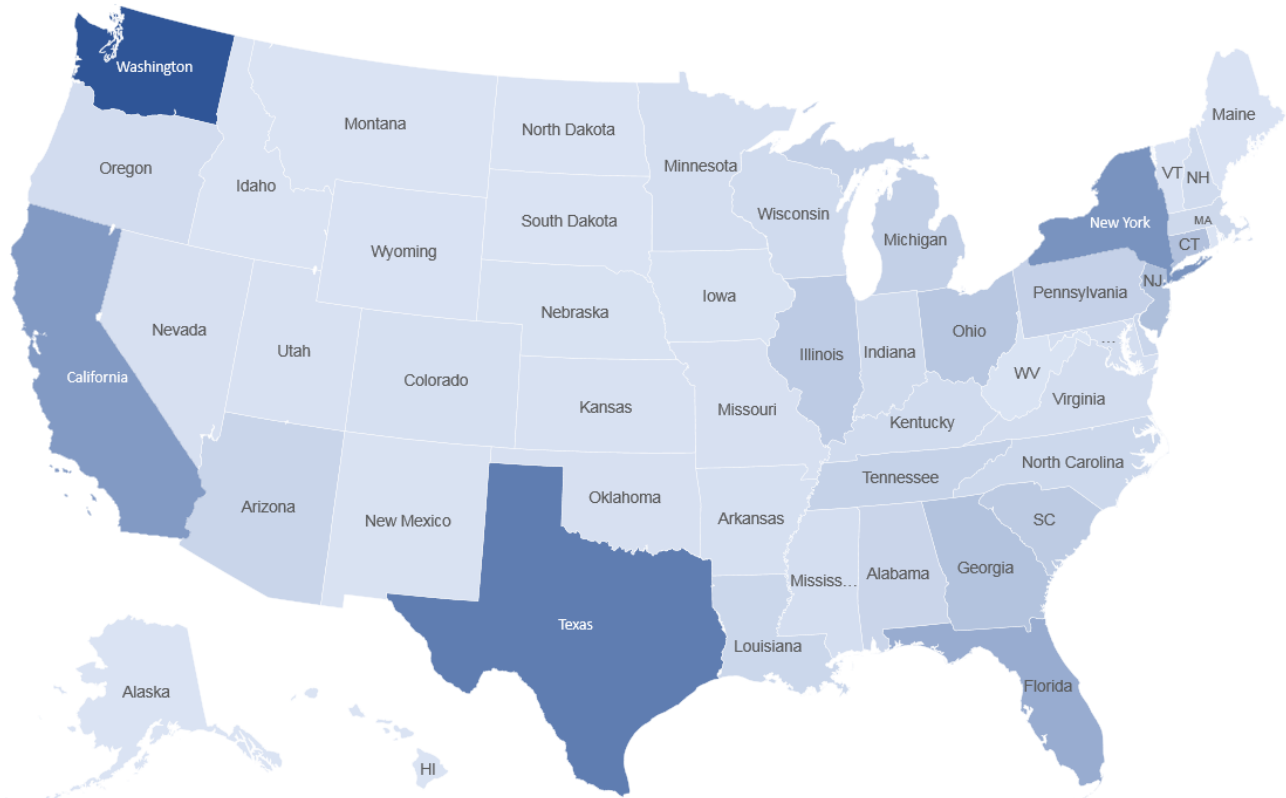
Section	Contents	Page
I	US Exports to the UAE	3
II	UAE-Supported Employment	9
III	Foreign Direct Investment	10
IV	Appendices	14

New Jersey Exports to the UAE



U.S. State Exports to the UAE for the Years 2015-2018

2015-2018 Exports to the UAE 
 \$0.00B \$13.55B



A 6th
Largest Exporting State

B \$3.5B
Four-Year Total Exports

C Computer and Electronic Product
Top Exporting Sectors

D Scrap, Second-Hand Merchandise
Sector with Largest Increase in Exports Since 2017

E \$808.7M
Trade Surplus in 2018

F 6,709
Jobs Supported by Exports

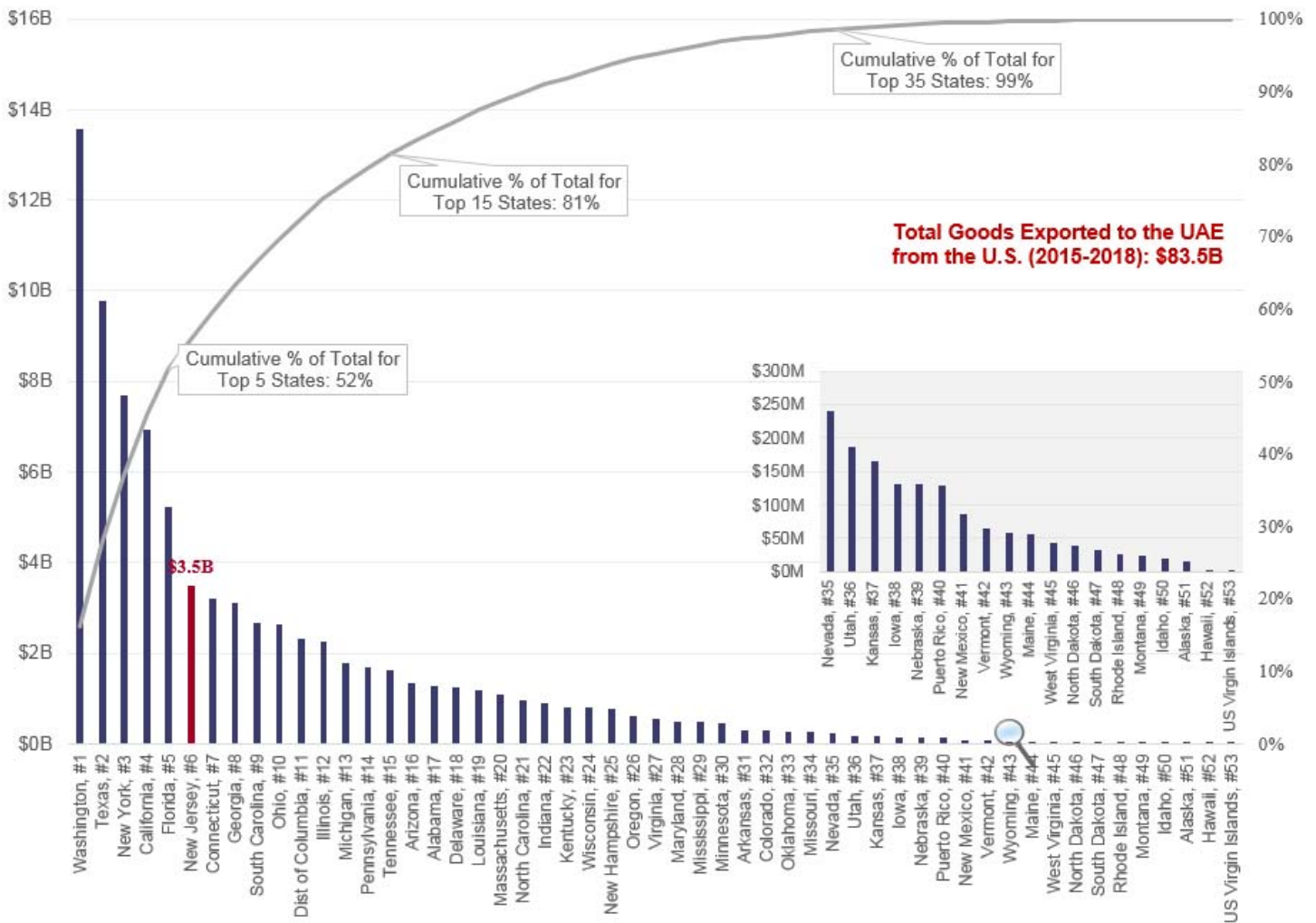
New Jersey Exports to the UAE



A

New Jersey ranked 6th among U.S. states and territories with \$3.5B in goods exported to the UAE between 2015 and 2018

Exhibit I.1 | U.S. State Rankings of Exports to the UAE (\$ in Billions)



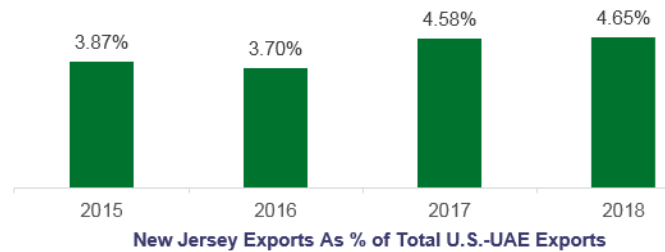
New Jersey Exports to the UAE



B

Total value of 2018 goods exported is second highest in last four years and % of total U.S. exports increased compared to prior years

Exhibit I.2 | New Jersey Export Values and Percent of Total by Year



\$ in millions

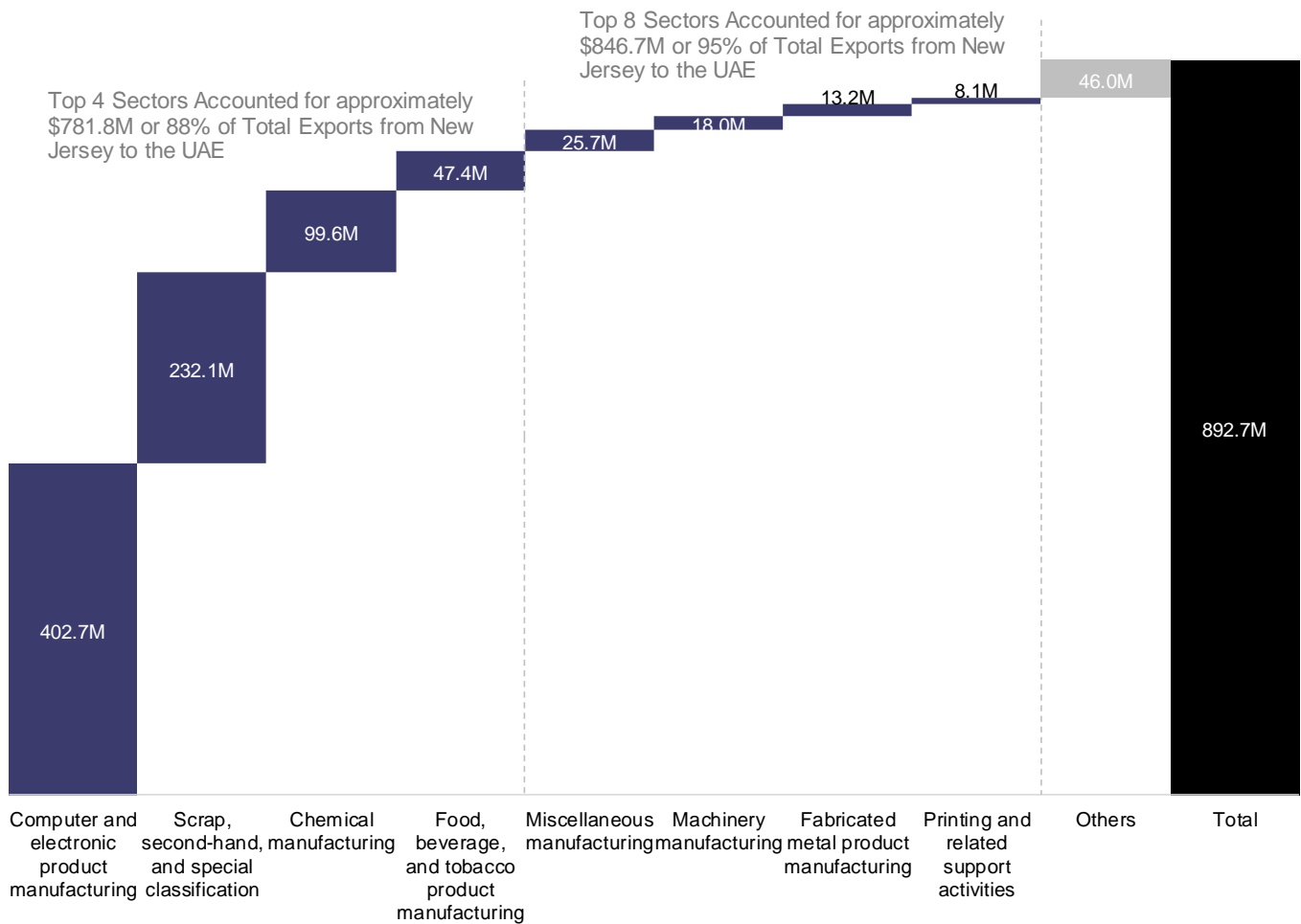
Rank	State	2015	2016	2017	2018	Trend Line	2015-2018
	All U.S. States	\$22,596.4	\$22,030.6	\$19,631.8	\$19,214.3		\$83,473.1
6	New Jersey	3.9% \$874.3	3.7% \$814.3	4.6% \$899.0	4.6% \$892.7		4.2% \$3,480.2
1	Washington	14.2% \$3,211.2	18.9% \$4,157.6	20.9% \$4,104.7	10.8% \$2,081.1		16.2% \$13,554.6
5	Florida	6.8% \$1,534.4	6.8% \$1,487.5	6.3% \$1,244.7	4.9% \$949.4		6.2% \$5,216.0
10	Ohio	2.2% \$499.8	3.8% \$830.2	3.1% \$608.6	3.6% \$686.5		3.1% \$2,625.1
20	Massachusetts	0.7% \$150.0	0.7% \$161.8	1.5% \$285.1	2.6% \$493.1		1.3% \$1,090.0
30	Minnesota	0.5% \$113.2	0.4% \$94.1	0.6% \$108.9	0.7% \$136.5		0.5% \$452.7

New Jersey Exports to the UAE



In 2018 *Computer & Electronic Product Manufacturing and Scrap, Second-Hand Merchandise* were the largest export sectors

Exhibit I.3 | New Jersey's Exporting Sectors in 2018



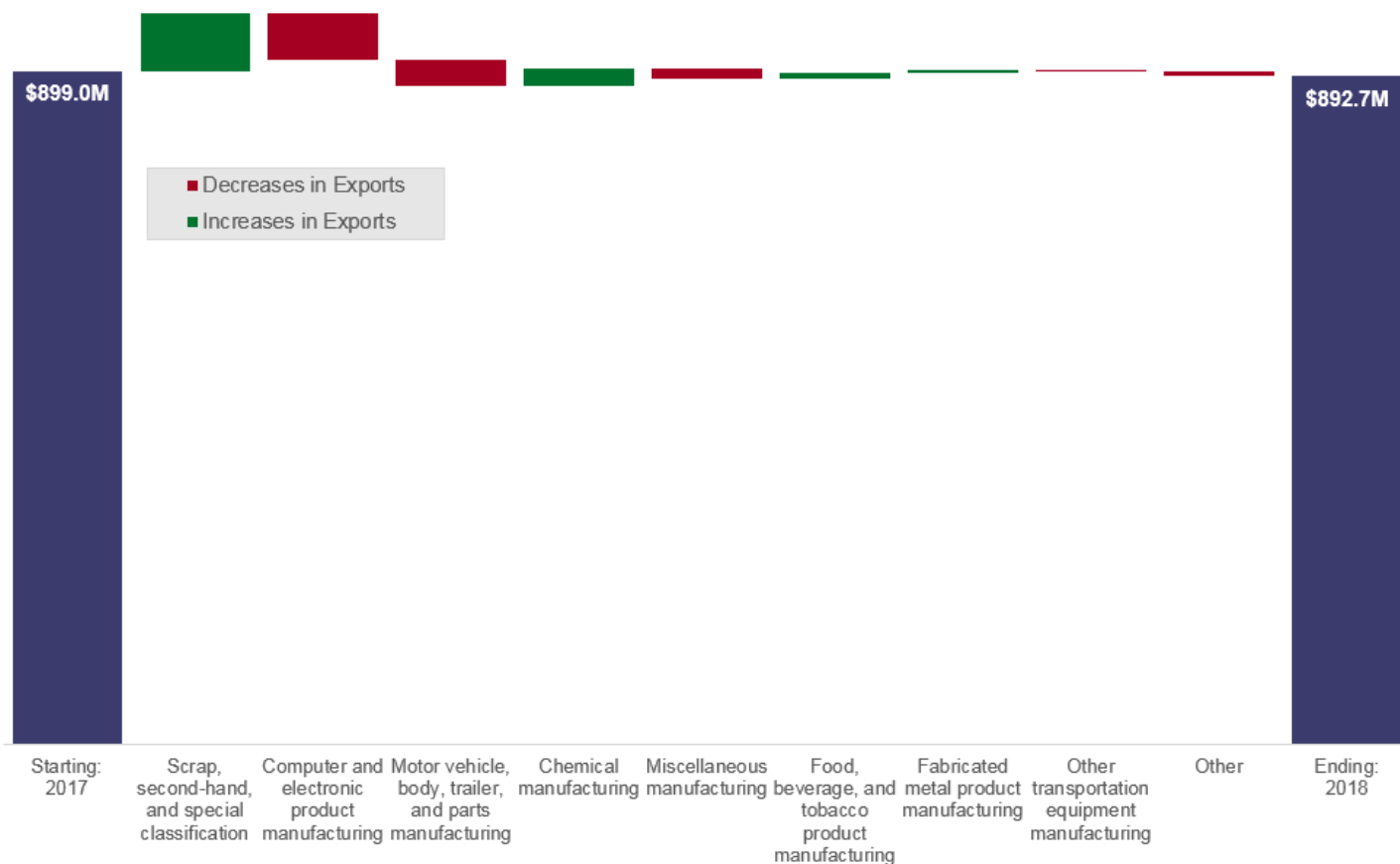
New Jersey Exports to the UAE

I

D

From 2017 to 2018 *Scrap, Second-Hand Merchandise* sector had the largest increase in exports. *Computer and Electronic Product Manufacturing* sector had the largest decrease

Exhibit I.4 | New Jersey's Exporting Sector Movements From 2017 to 2018

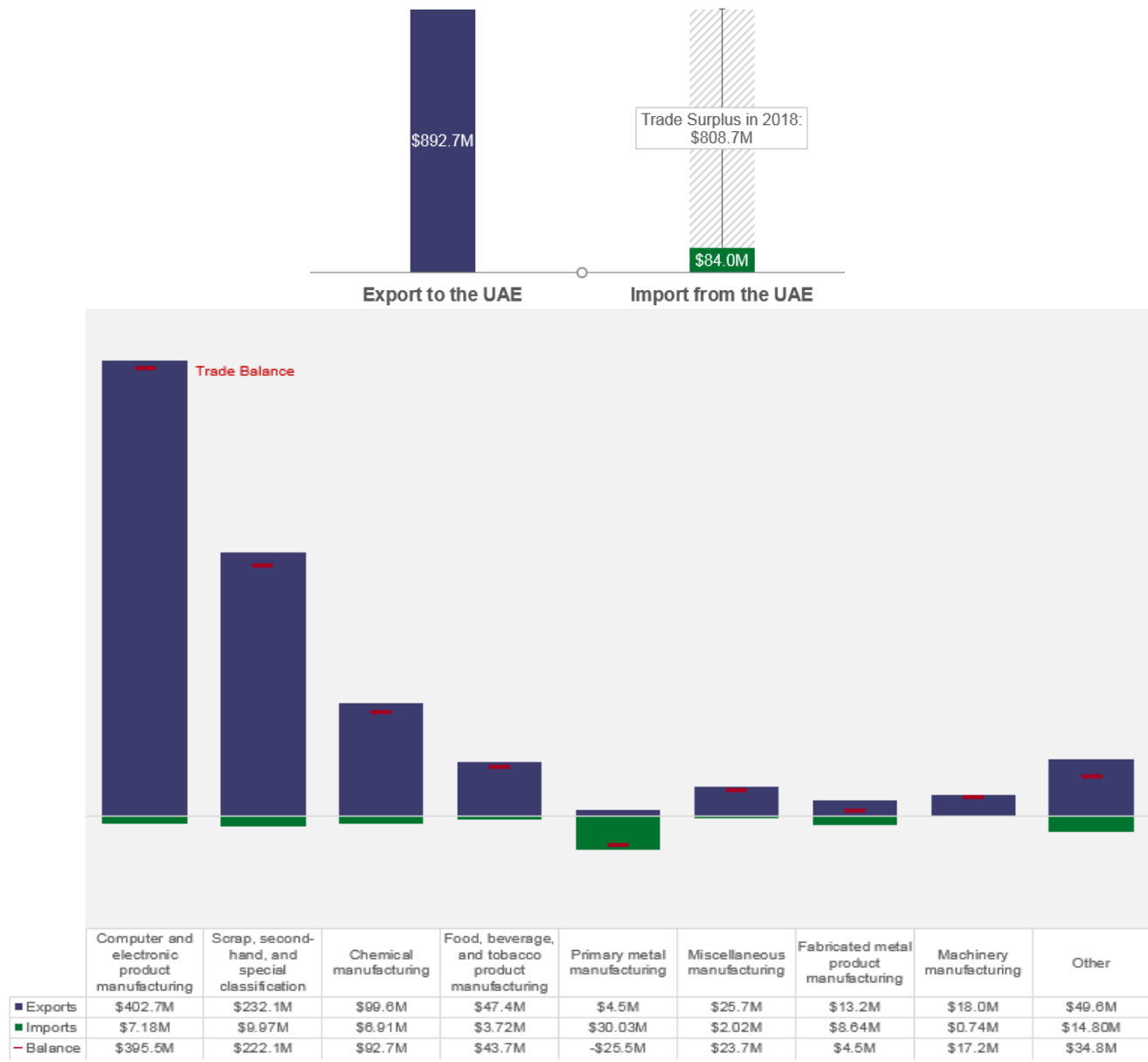


New Jersey Exports to the UAE

I

E New Jersey had a \$808.7M trade surplus with the UAE in 2018

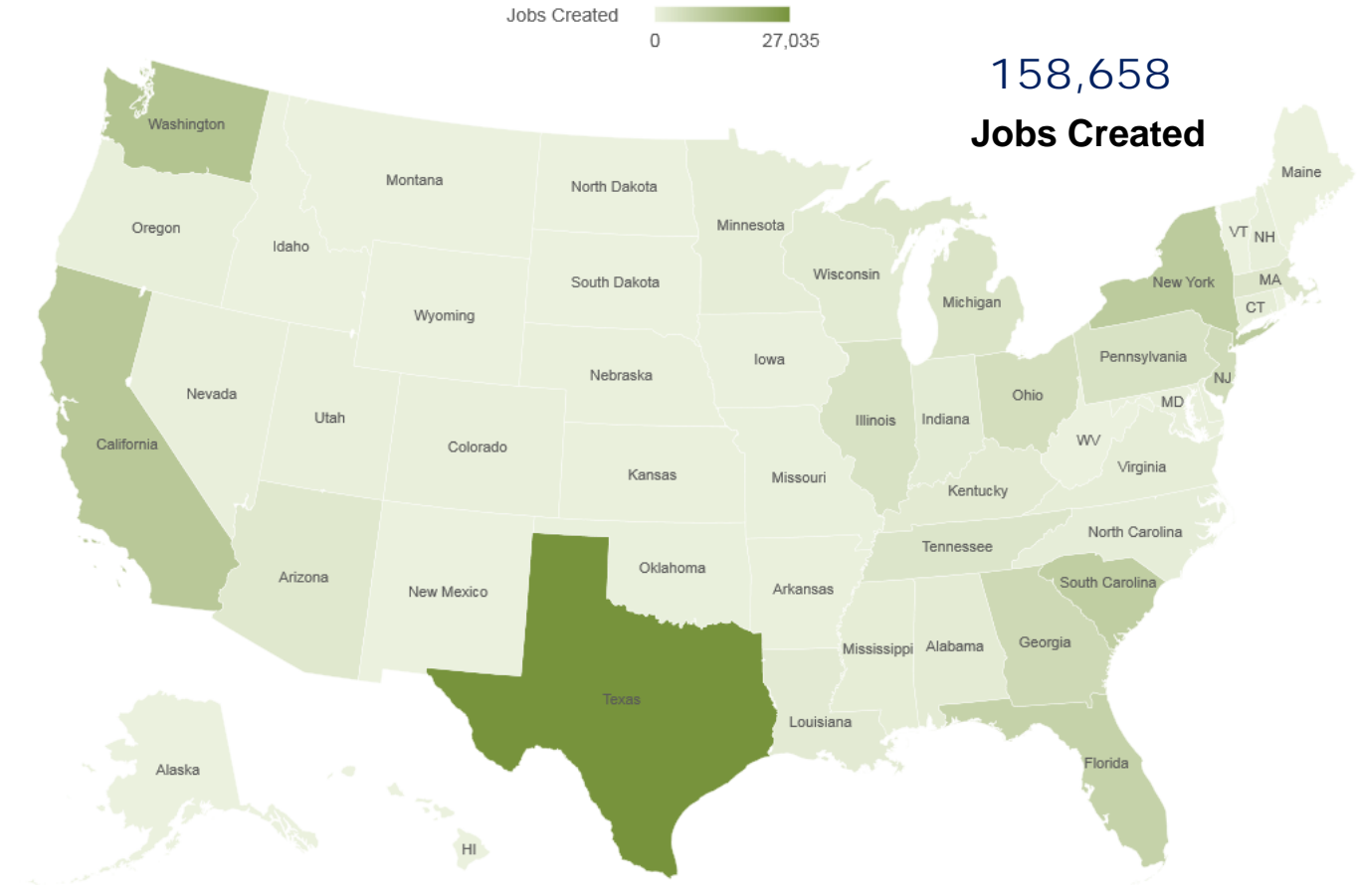
Exhibit I.5 | New Jersey's Trade Surplus with the UAE by Sector



New Jersey 2018 Employment Driven by Export to the UAE



Positive U.S. Employment Driven by Exports to the UAE in 2018

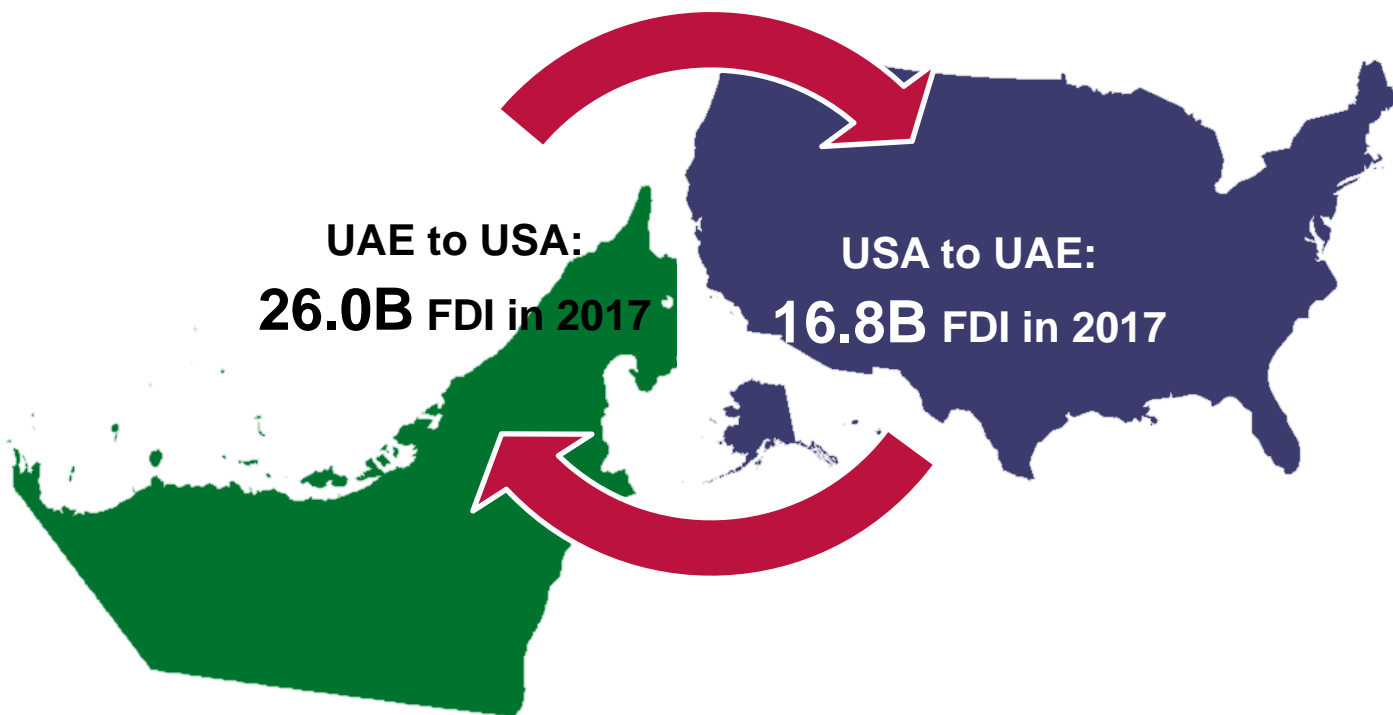


F 6,709 Jobs out of 158,658 Total Jobs Created in the U.S. by the UAE

Employment Driven by New Jersey's Exports of Manufactured Goods to the UAE*	6,709	Computer and electronic product manufacturing	Chemical manufacturing	Fabricated metal product manufacturing	Machinery manufacturing
		3,054	645	110	138
		Electrical equipment and appliance manufacturing	Food, beverage, and tobacco product manufacturing	Miscellaneous manufacturing	Motor vehicle, body, trailer, and parts manufacturing
		54	372	219	52

* The sectors shown are the top ten U.S. manufacturing sectors exporting to the UAE in 2018.

Foreign Direct Investment



A \$26B

2017 UAE total
FDI in U.S.

B Various
Sectors

Benefited from
UAE's greenfield
investments in
New Jersey since
2003

C Various
Sectors

Benefited from New
Jersey's greenfield
investments in the
UAE in 2018

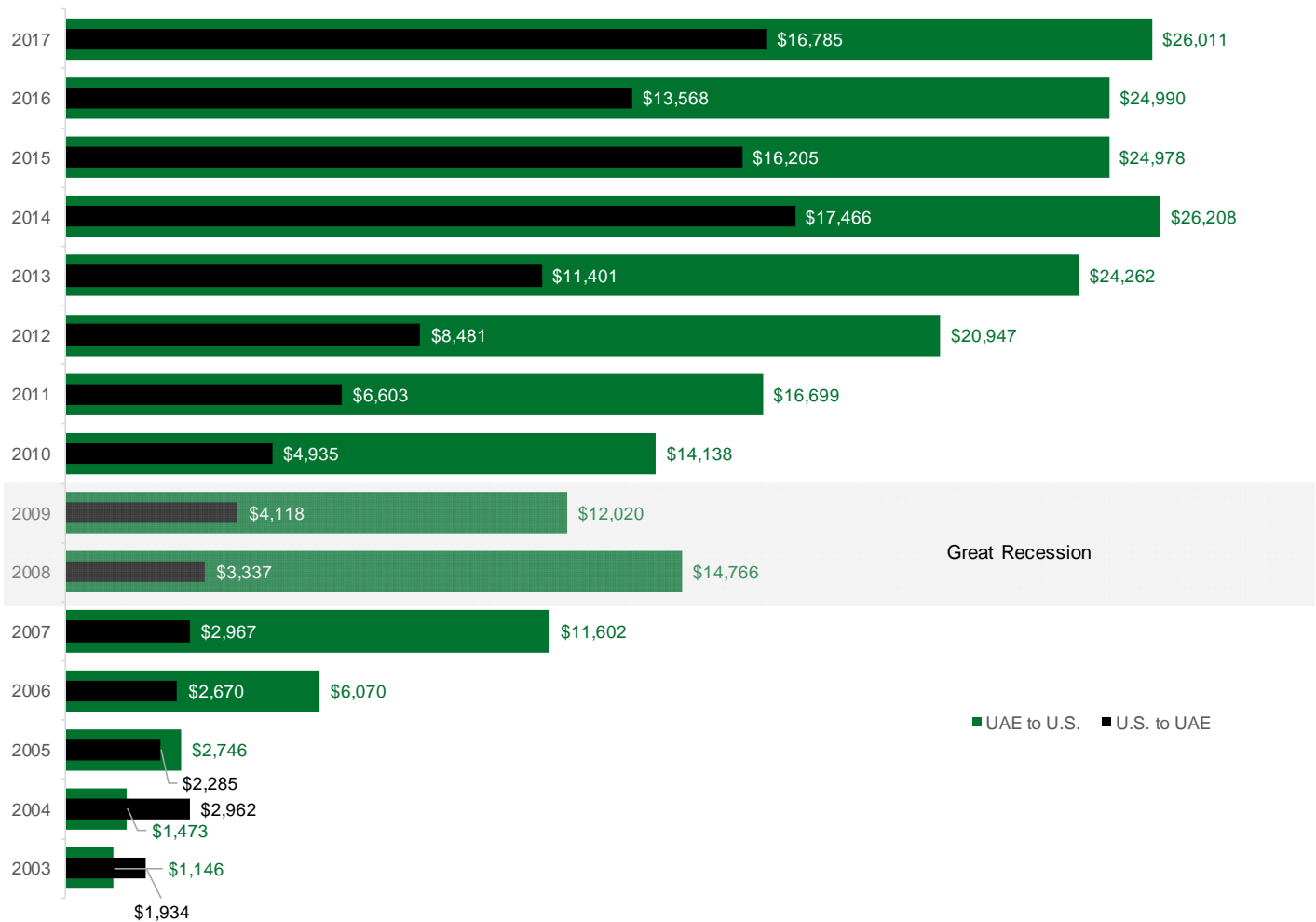
Bilateral FDI between the U.S. and UAE



A

UAE made \$26B total investment in U.S. in 2017. Investments over the past four years remained level.

Exhibit IV.1 | Total UAE Investments by Year



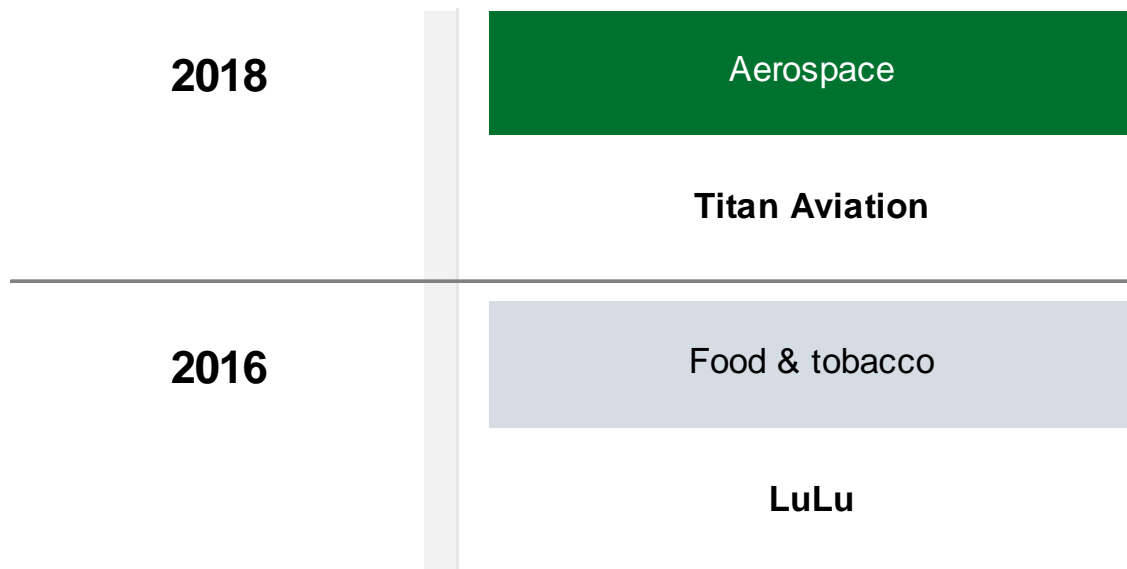
UAE FDI in New Jersey



B

Since 2003 UAE expanded existing investments and made greenfield investments in New Jersey in a variety of sectors

Exhibit IV.2 | Certain UAE Investors in New Jersey by Sector Since 2003



New Jersey 2018 Greenfield and Expanded FDI in the UAE



- C** Greenfield Investments were made in various sectors in 2018.

Exhibit IV.3 | Certain New Jersey Investors in UAE by Sector in 2018

Sector	New Jersey Investing Entities to the UAE
Life sciences	Merck & Co
Industrial	Honeywell



EMBASSY OF THE
UNITED ARAB EMIRATES
WASHINGTON, DC

WWW.UAE-EMBASSY.ORG

APPENDICES

Appendix A

New Jersey's Top Exporting Commodities to the UAE in 2018

This exhibit only displays commodities with annual export amounts exceeding \$5M

Sector	Top Commodity	Export Value
Computer and electronic product manufacturing	3342 Communications Equipment	237.8M
	3341 Computer Equipment	139.4M
	3346 Magnetic & Optical Media	14.9M
	3345 Navigational/measuring/medical/control Instrument	
	3344 Semiconductors & Other Electronic Components	
Scrap, second-hand, and special classification	9300 Used Or Second-hand Merchandise	228.7M
	9100 Waste And Scrap	
Chemical manufacturing	3256 Soaps, Cleaning Compounds & Toilet Preparations	69.1M
	3251 Basic Chemicals	16.9M
	3254 Pharmaceuticals & Medicines	7.3M
	3259 Other Chemical Products & Preparations	
	3255 Paints, Coatings & Adhesives	
Food, beverage, and tobacco product manufacturing	3112 Grain & Oilseed Milling Products	14.7M
	3119 Foods, Nesoi	14.5M
	3116 Meat Products & Meat Packaging Products	11.6M
	3113 Sugar & Confectionery Products	
	3118 Bakery & Tortilla Products	
Miscellaneous manufacturing	3399 Miscellaneous Manufactured Commodities	24.3M
	3391 Medical Equipment & Supplies	
Machinery manufacturing	3339 Other General Purpose Machinery	6.2M
	3332 Industrial Machinery	
	3333 Commercial & Service Industry Machinery	
	3334 Hvac & Commercial Refrigeration Equipment	
	3336 Engines, Turbines & Power Transmsn Equip	
Fabricated metal product manufacturing	3324 Boilers, Tanks & Shipping Containers	5.5M
	3329 Other Fabricated Metal Products	
	3322 Cutlery & Handtools	
Printing and related support activities	3231 Printed Matter And Related Products, Nesoi	8.1M
Apparel, leather, and allied product manufacturing	3152 Apparel	6.1M
Electrical equipment and appliance manufacturing	3359 Electrical Equipment & Components, Nesoi	
	3353 Electrical Equipment	

Note: Due to space constraints, some data bars are fitted to the page and not to scale.

Employment Driven by Top 10 UAE-Exporting Sectors in New Jersey in 2018

