



EMBASSY OF THE
UNITED ARAB EMIRATES
WASHINGTON, DC

WWW.UAE-EMBASSY.ORG

UAE – U.S. HISTORICAL TRADE RELATIONSHIPS

OHIO REPORT

2019 UPDATE

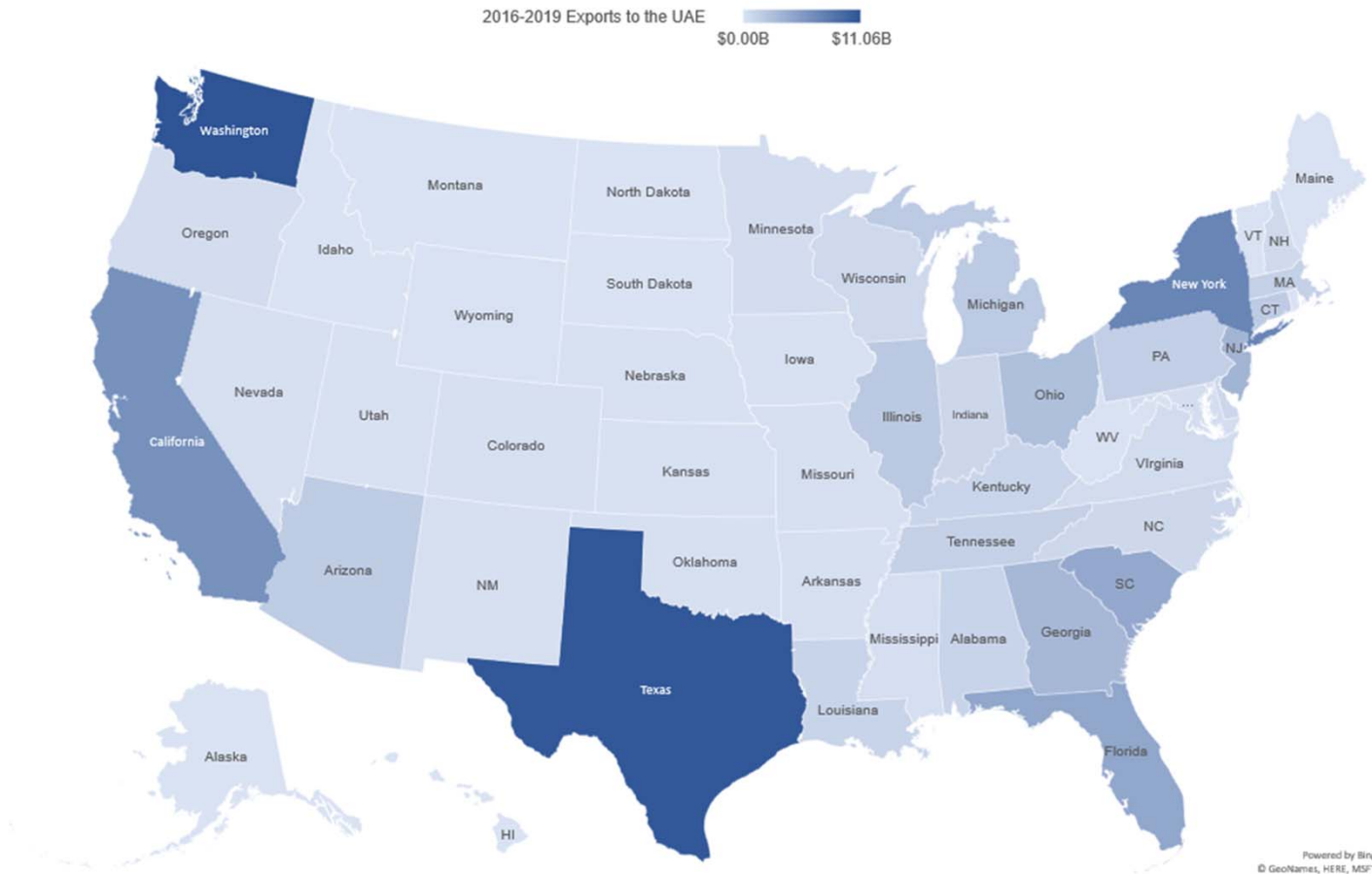
Table of Contents

Section	Contents	Page
I	US Exports to the UAE	3
II	US Port Activity	9
III	UAE-Supported Employment	10
IV	Foreign Direct Investment	11
V	Appendices	14

Ohio Exports to the UAE



U.S. State Exports to the UAE for the Years 2016-2019



A 9th
Largest Exporting State

B \$2.8B
Four-Year Total Exports

C Other Transportation Equipment
Top Exporting Sector

D Scrap and Second-Hand
Sector with Largest Increase in Exports Since 2018

E \$493.7M
Trade Surplus in 2019

F 6th
Largest Port in Bilateral Trade in 2019

G 5,521
Jobs Supported by Exports

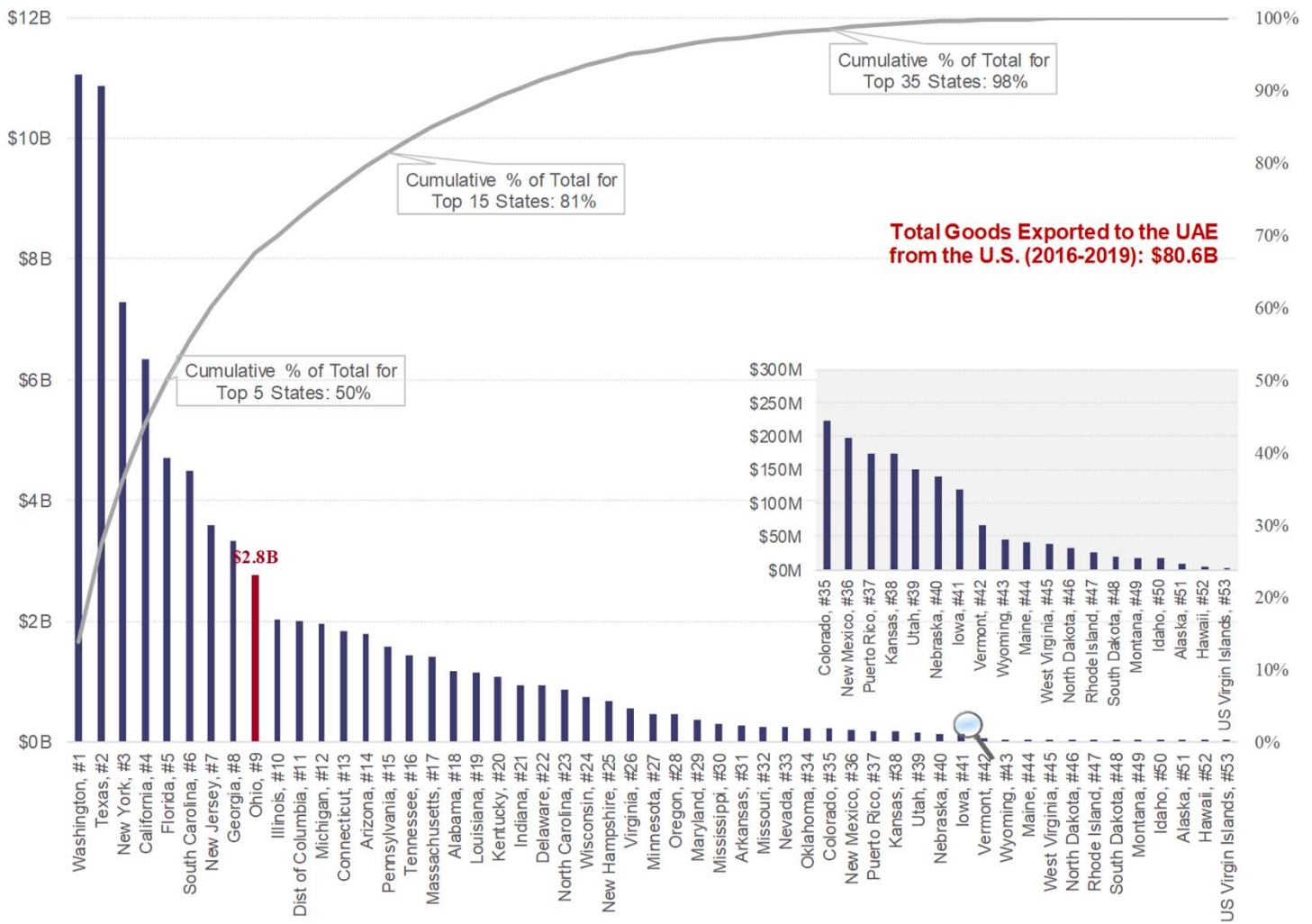
Ohio Exports to the UAE



A

Ohio ranked 9th among U.S. states and territories with \$2.8B in goods exported to the UAE between 2016 and 2019

Exhibit I.1 | U.S. State Rankings of Exports to the UAE (\$ in Billions)



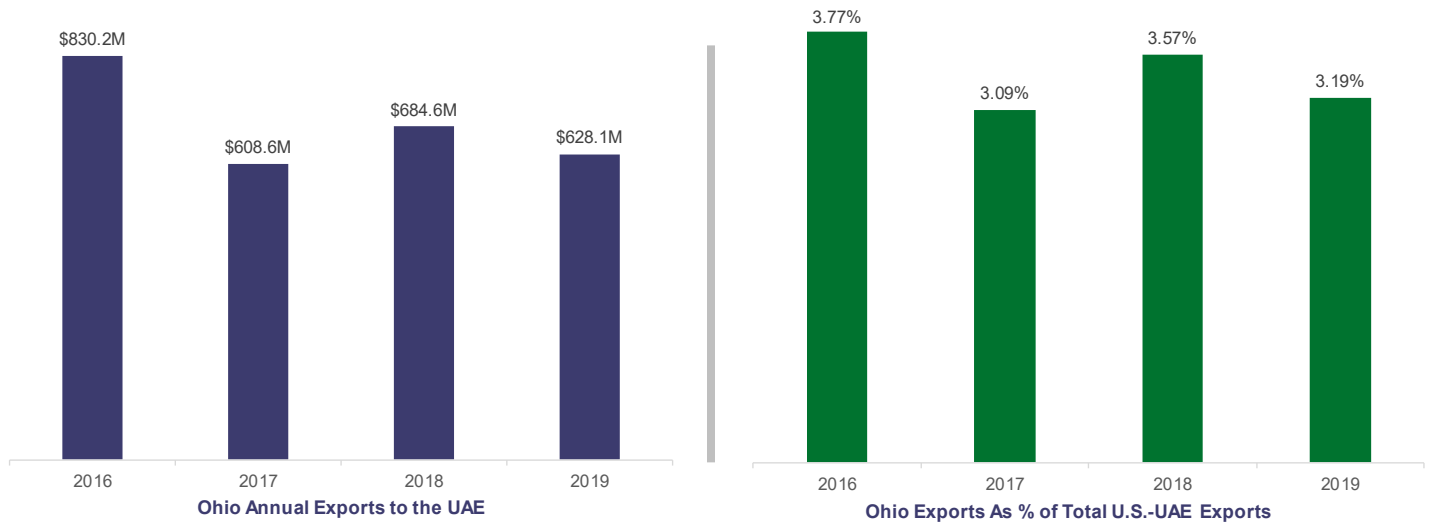
Ohio Exports to the UAE



B

Total value of 2019 goods exported is second lowest in last four years

Exhibit I.2 | Ohio Export Values and Percent of Total by Year



\$ in millions

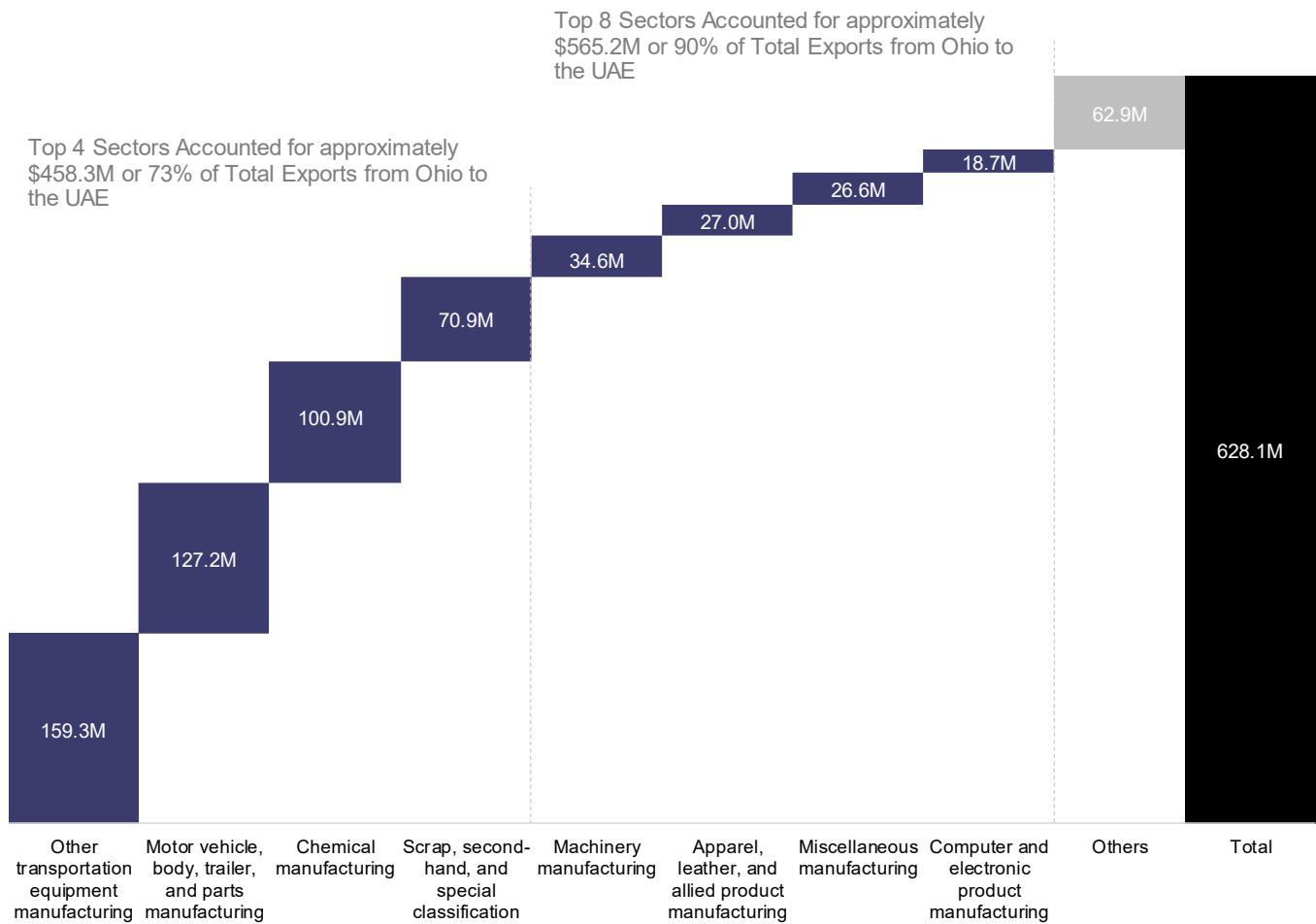
Rank	State	2016	2017	2018	2019	Trend Line	2016-2019
	All U.S. States	\$22,027.0	\$19,690.8	\$19,177.3	\$19,684.7		\$80,579.8
9	Ohio	3.8% \$830.2	3.1% \$608.6	3.6% \$684.6	3.2% \$628.1		3.4% \$2,751.5
1	Washington	18.9% \$4,157.6	20.8% \$4,104.7	10.8% \$2,080.5	3.6% \$717.4		13.7% \$11,060.2
5	Florida	6.8% \$1,487.5	6.3% \$1,244.6	5.0% \$949.9	5.1% \$1,011.3		5.8% \$4,693.3
10	Illinois	2.8% \$622.5	2.6% \$503.5	2.6% \$494.3	2.0% \$402.3		2.5% \$2,022.6
20	Kentucky	0.8% \$168.2	0.9% \$172.8	1.3% \$244.7	2.5% \$484.2		1.3% \$1,069.9
30	Mississippi	0.3% \$59.3	0.3% \$51.9	0.7% \$137.7	0.3% \$49.4		0.4% \$298.2

Ohio Exports to the UAE



In 2019 *Other Transportation Equipment Manufacturing* and *Motor Vehicle, Body, Trailer and Parts Manufacturing* sectors were the largest exporting sectors

Exhibit I.3 | Ohio's Exporting Sectors in 2019



Ohio Exports to the UAE

I

D From 2018 to 2019 *Motor Vehicle, Body, Trailer and Parts Manufacturing* sector had the largest decrease in exports. *Scrap, Second-Hand and Special Classification* sector had the largest increase

Exhibit I.4 | Ohio's Exporting Sector Movements From 2018 to 2019

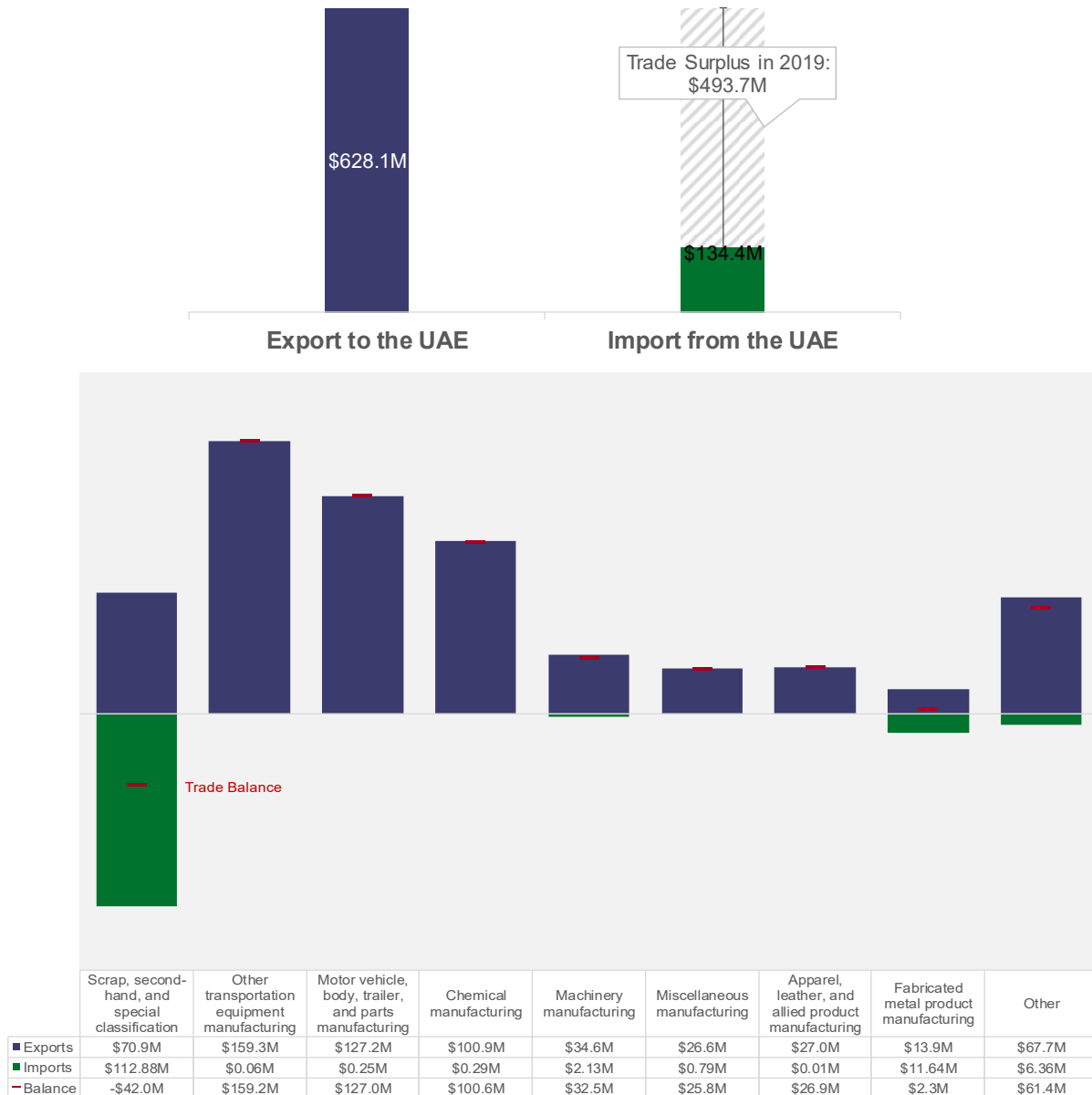


Ohio Exports to the UAE



E Ohio had a \$493.7 trade surplus with the UAE in 2019

Exhibit I.5 | Ohio's Trade Surplus with the UAE by Sector

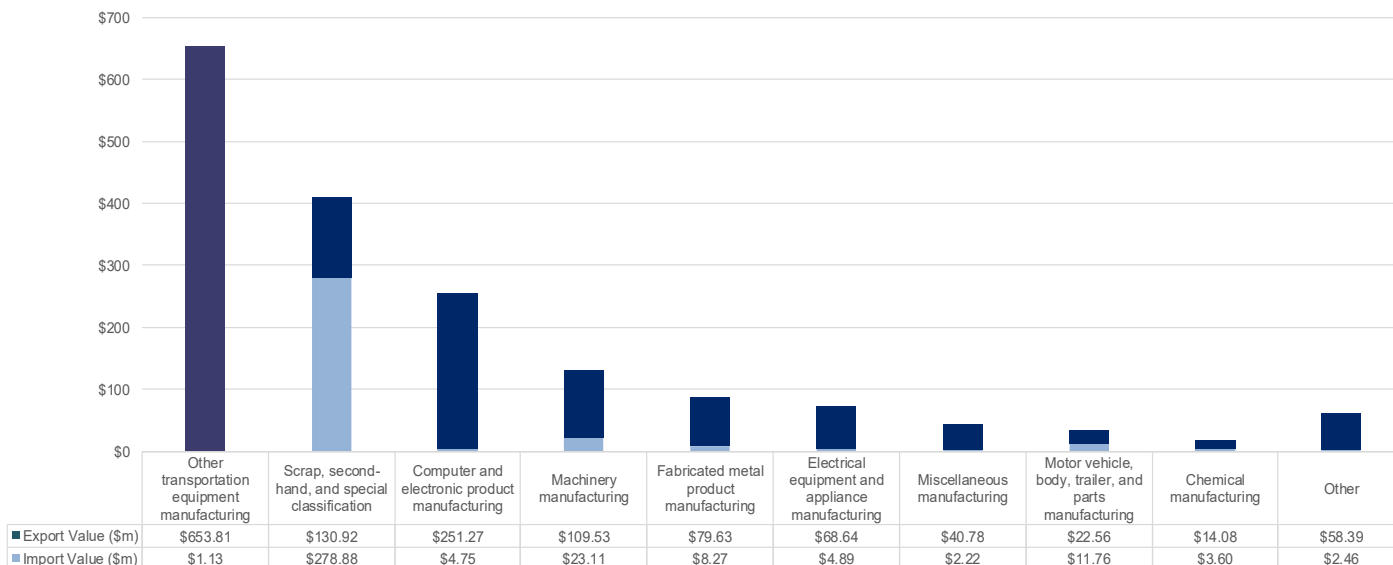
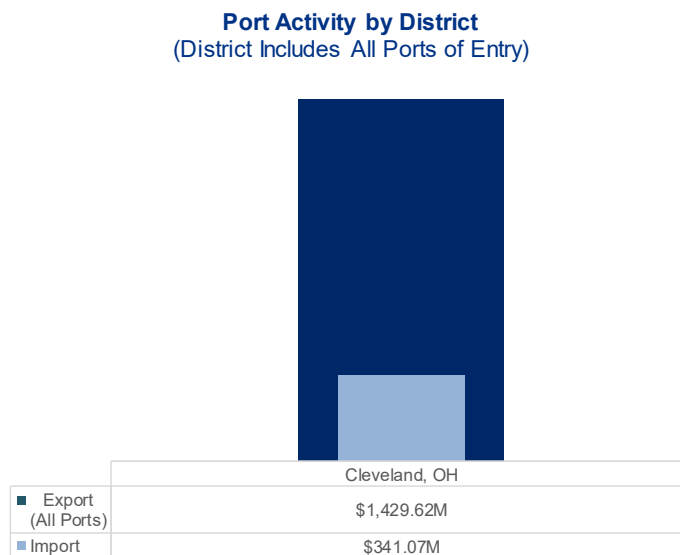
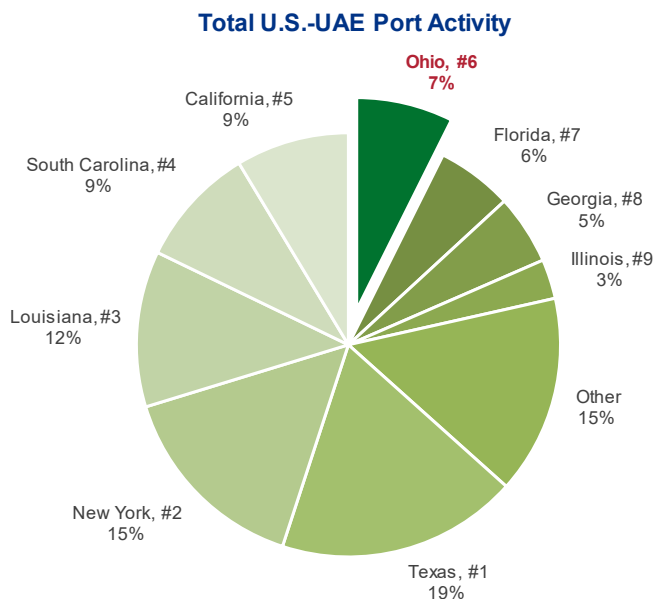


Ohio – 2019 UAE Bilateral Port Activity



F

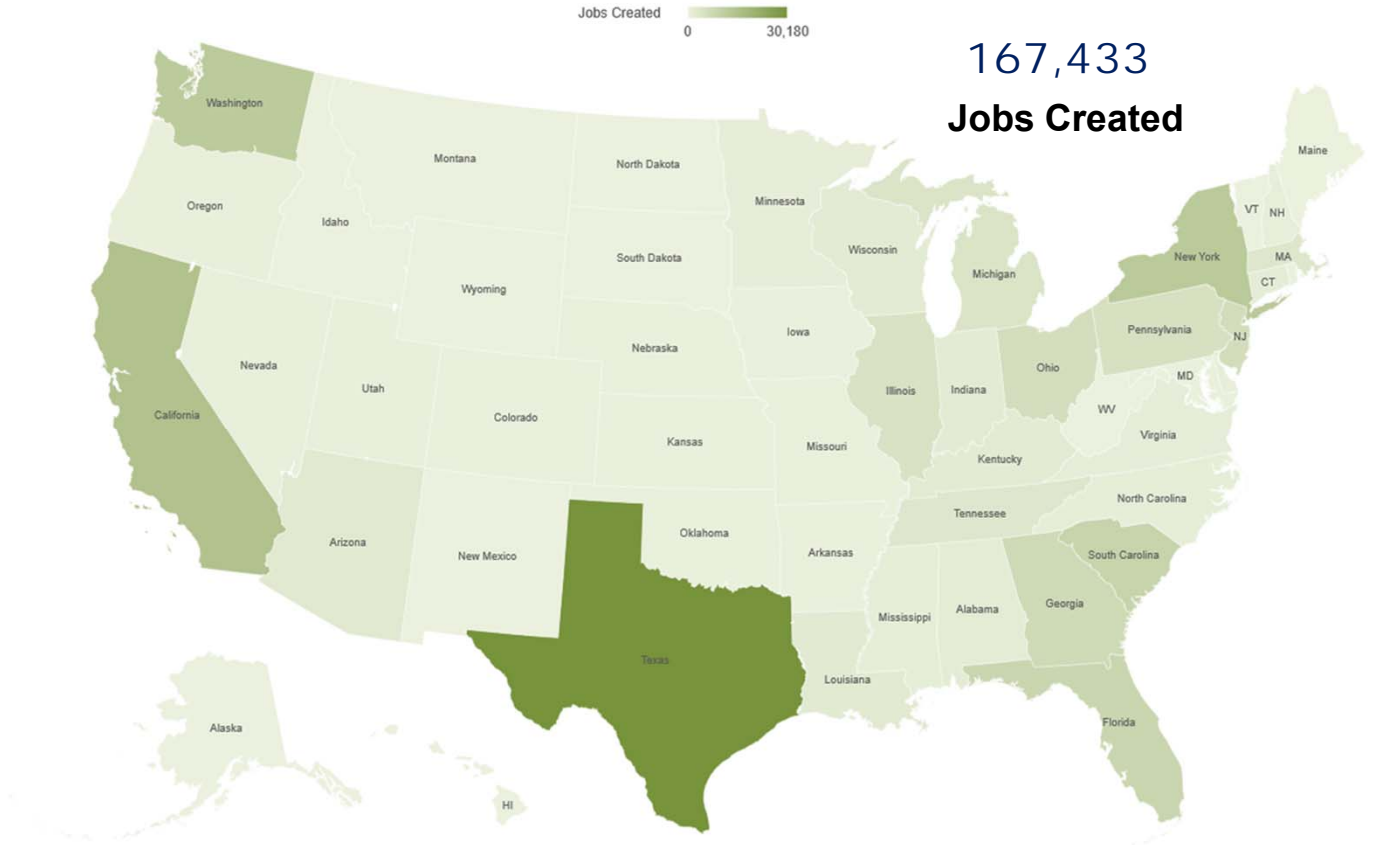
Ohio ports ranked 6th (7%) in combined total import and export activity among U.S. states and territories with ports of entry in 2019



Ohio 2019 Employment Driven by Export to the UAE



Positive U.S. Employment Driven by Exports to the UAE in 2019



**167,433
Jobs Created**

Powered by Bing
© GeoNames, HERE, MSFT

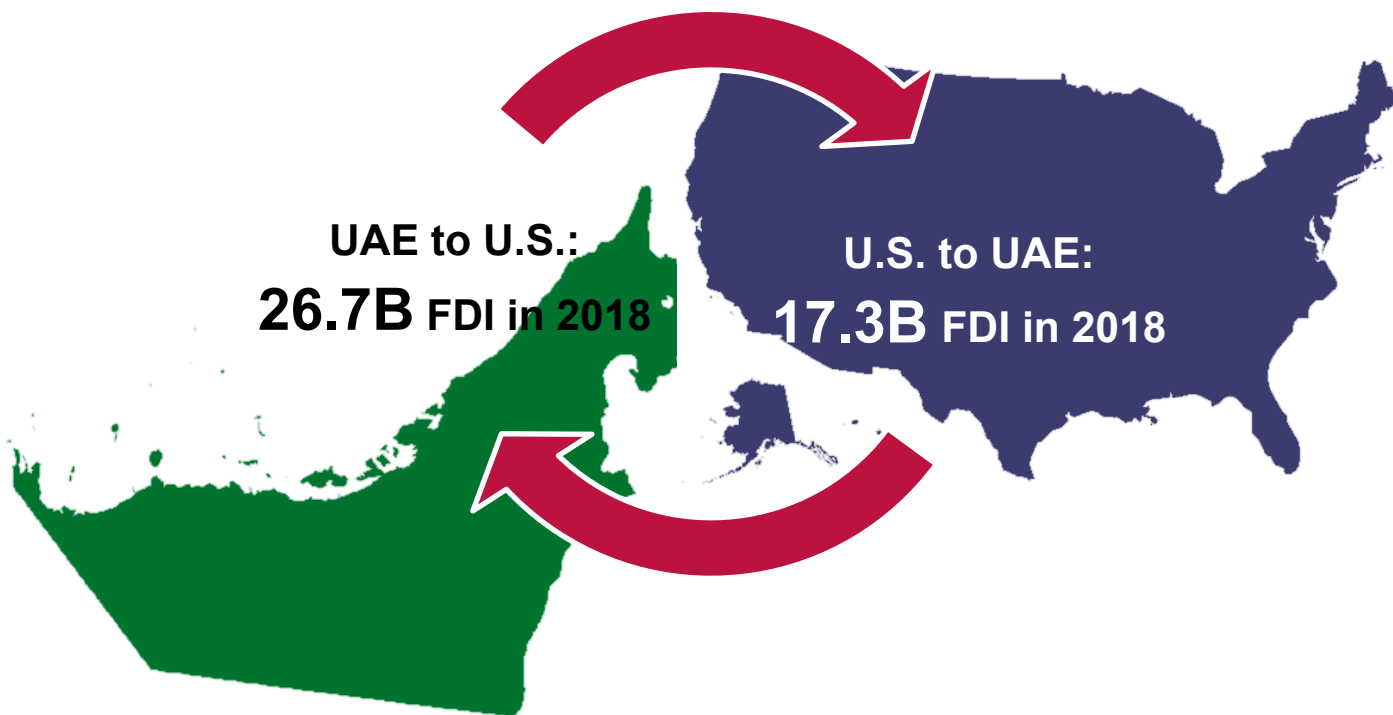
G **5,521** Jobs out of 167,433 Total Jobs Created in the U.S. by the UAE

Employment Driven by Ohio's Exports of Manufactured Goods to the UAE*	5,521	Other transportation equipment manufacturing	Computer and electronic product manufacturing	Chemical manufacturing	Fabricated metal product manufacturing	Machinery manufacturing
		1,086	187	850	158	340
		Electrical equipment and appliance manufacturing	Food, beverage, and tobacco product manufacturing	Miscellaneous manufacturing	Motor vehicle, body, trailer, and parts manufacturing	
		114	68	282	1,290	

* The sectors shown are the top ten U.S. manufacturing sectors exporting to the UAE in 2019.

Foreign Direct Investment

IV



A

\$26.7B

2018 UAE total
FDI in U.S.

B

Aerospace
Sector

Benefited from
UAE's investments
in Ohio since 2009

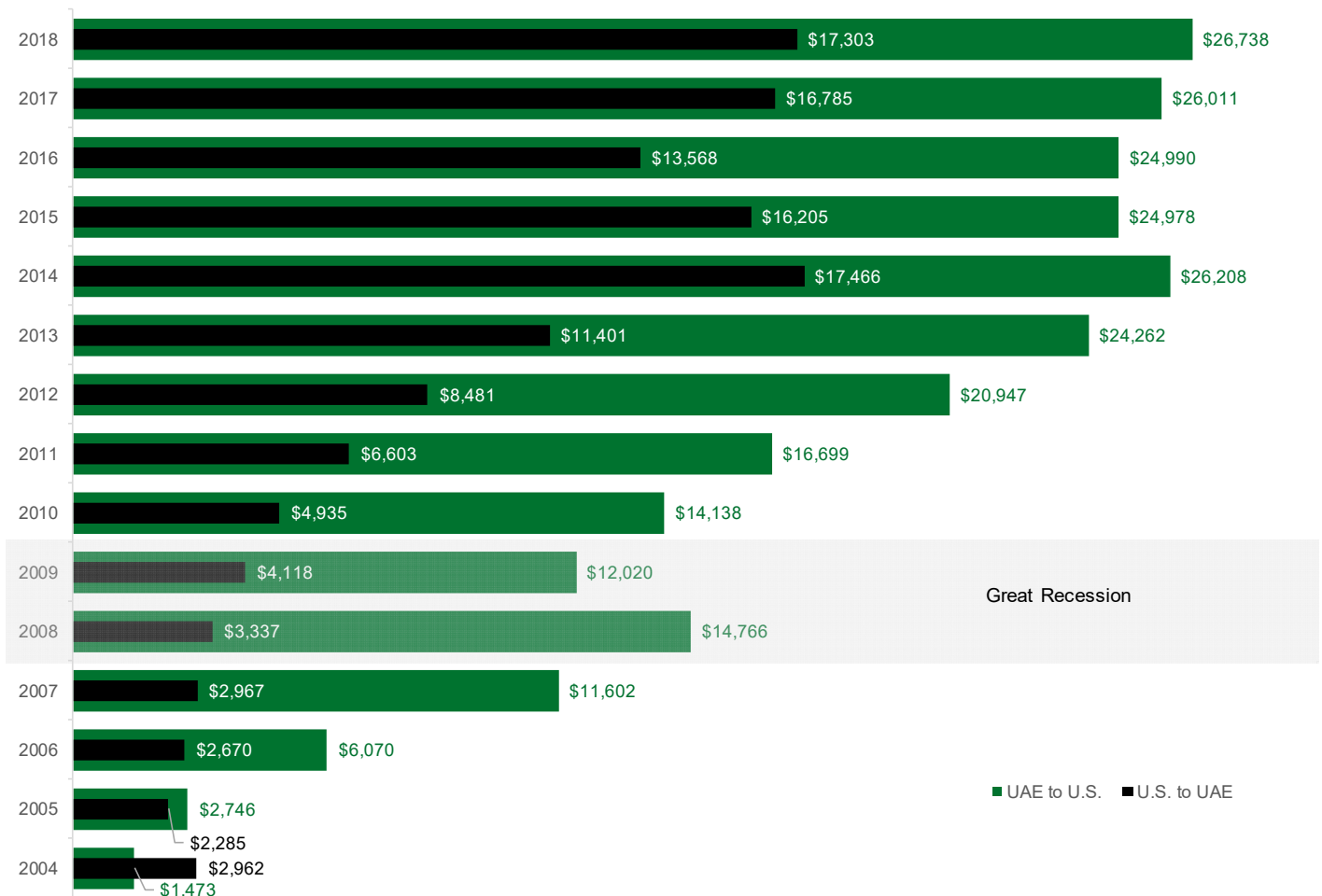
Bilateral FDI between the U.S. and UAE

IV

A

UAE made \$26.7B total investment in U.S. in 2018. Investments over the past four years remained level.

Exhibit IV.1 | Total UAE Investments by Year



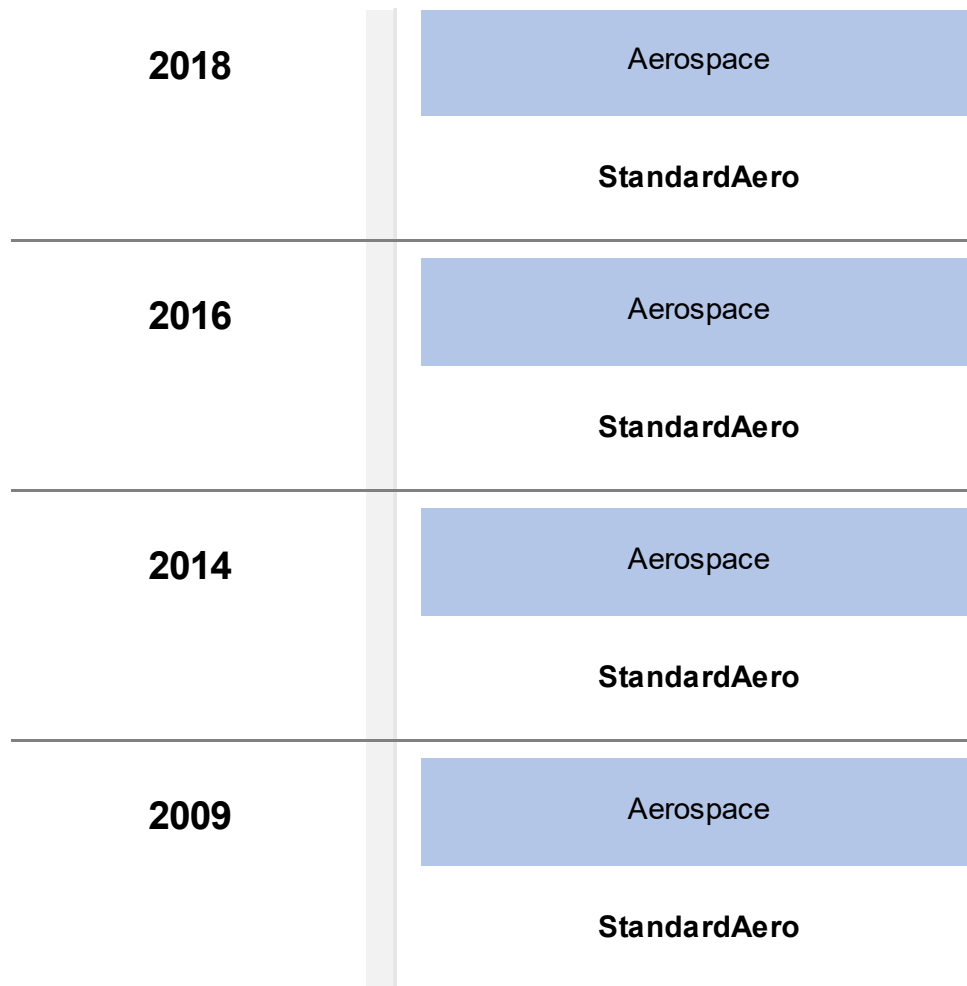
UAE FDI in Ohio

IV

B

Since 2009 UAE expanded existing investments and made greenfield investments in Ohio in a variety of sectors

Exhibit IV.2 | Certain UAE Investors in U.S. by Sector Since 2009





EMBASSY OF THE
UNITED ARAB EMIRATES
WASHINGTON, DC

WWW.UAE-EMBASSY.ORG

APPENDICES

Appendix A



Ohio's Top Exporting Commodities to the UAE in 2019

This exhibit only displays commodities with annual export amounts exceeding \$1M

Sector	Top Commodity	Export Value
Other transportation equipment manufacturing	3364 Aerospace Products & Parts	158.3M
Motor vehicle, body, trailer, and parts manufacturing	3361 Motor Vehicles	110.1M
	3363 Motor Vehicle Parts	13.3M
	3362 Motor Vehicle Bodies & Trailers	3.9M
Chemical manufacturing	3256 Soaps, Cleaning Compounds & Toilet Preparations	83.5M
	3251 Basic Chemicals	8.2M
	3252 Resin, Syn Rubber, Artf & Syn Fibers/fil	4.9M
	3259 Other Chemical Products & Preparations	2.1M
Scrap, second-hand, and special classification	3255 Paints, Coatings & Adhesives	1.6M
	9900 Other Special Classification Provisions	69.2M
	9100 Waste And Scrap	1.1M
Machinery manufacturing	3339 Other General Purpose Machinery	15.7M
	3333 Commercial & Service Industry Machinery	10.5M
	3336 Engines, Turbines & Power Transmsn Equip	2.5M
	3332 Industrial Machinery	2.0M
	3335 Metalworking Machinery	1.9M
Apparel, leather, and allied product manufacturing	3152 Apparel	23.0M
	3169 Other Leather Products	3.5M
Miscellaneous manufacturing	3399 Miscellaneous Manufactured Commodities	23.9M
	3391 Medical Equipment & Supplies	2.7M
Computer and electronic product manufacturing	3341 Computer Equipment	6.4M
	3342 Communications Equipment	6.0M
	3345 Navigational/measuring/medical/control Instrument	4.4M
	3344 Semiconductors & Other Electronic Components	1.6M
Fabricated metal product manufacturing	3329 Other Fabricated Metal Products	10.6M
	3322 Cutlery & Handtools	1.7M
Electrical equipment and appliance manufacturing	3352 Household Appliances And Misc Machines, Nesoi	5.6M
	3359 Electrical Equipment & Components, Nesoi	3.0M
	3353 Electrical Equipment	2.4M

Note: Due to space constraints, some data bars are fitted to the page and not to scale.

Employment Driven by Top 10 UAE-Exporting Sectors in Ohio in 2019

