



EMBASSY OF THE  
UNITED ARAB EMIRATES  
WASHINGTON, DC

[WWW.UAE-EMBASSY.ORG](http://WWW.UAE-EMBASSY.ORG)

# UAE – U.S. HISTORICAL TRADE RELATIONSHIPS

# VERMONT REPORT

2019 UPDATE

## Table of Contents

---

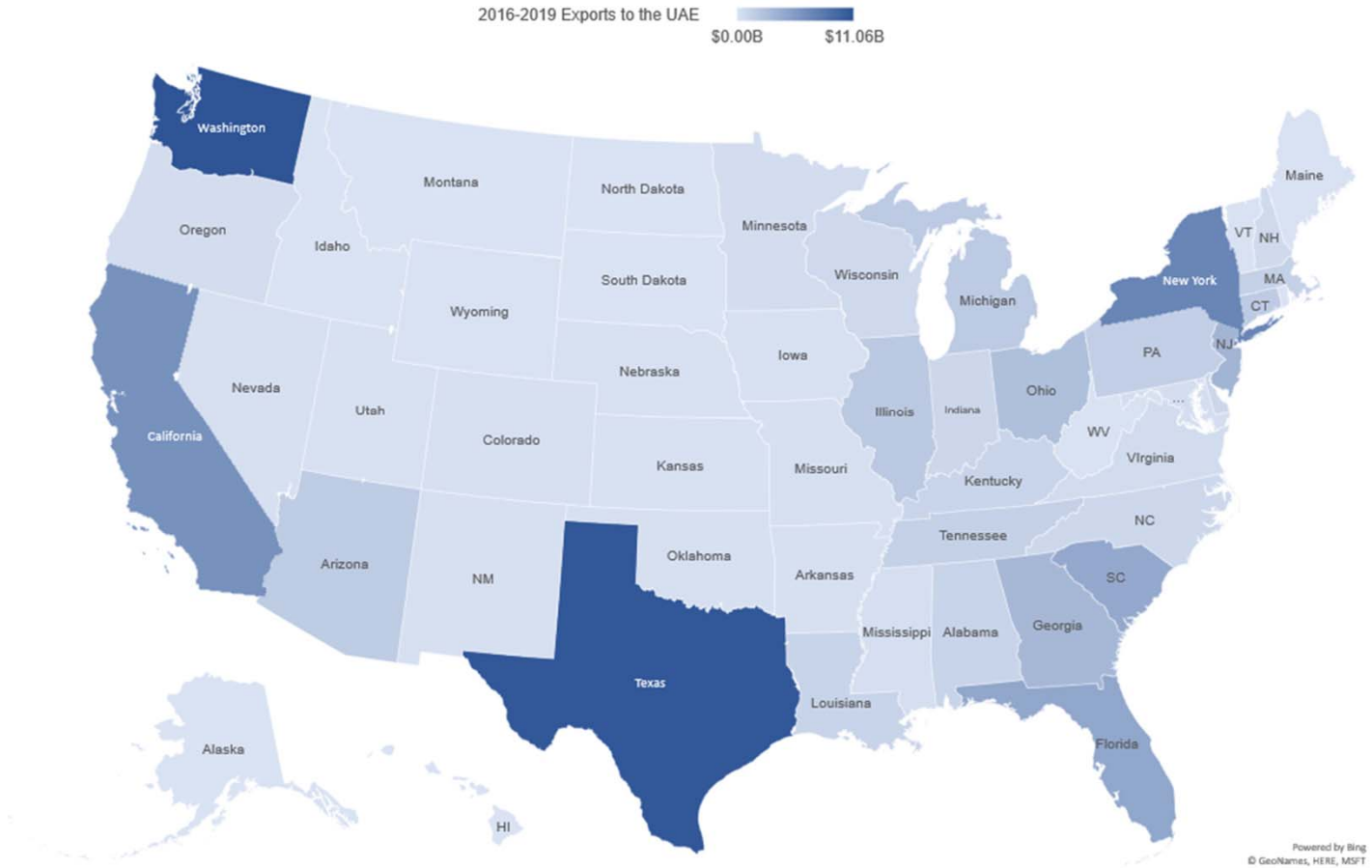
<b>Section</b>	<b>Contents</b>	<b>Page</b>
I	US Exports to the UAE	3
II	UAE-Supported Employment	9
III	Foreign Direct Investment	10
IV	Appendices	13

---

# Vermont Exports to the UAE



U.S. State Exports to the UAE for the Years 2016-2019



**A** 42nd  
Largest Exporting State

**B** \$66.1M  
Four-Year Total Exports

**C** Food Beverage and Tobacco Product  
Top Exporting Sector

**D** Food Beverage and Tobacco Product  
Sector with Largest Increase in Exports Since 2018

**E** \$9.3M  
Trade Surplus in 2019

**F** 87  
Jobs Supported by Exports

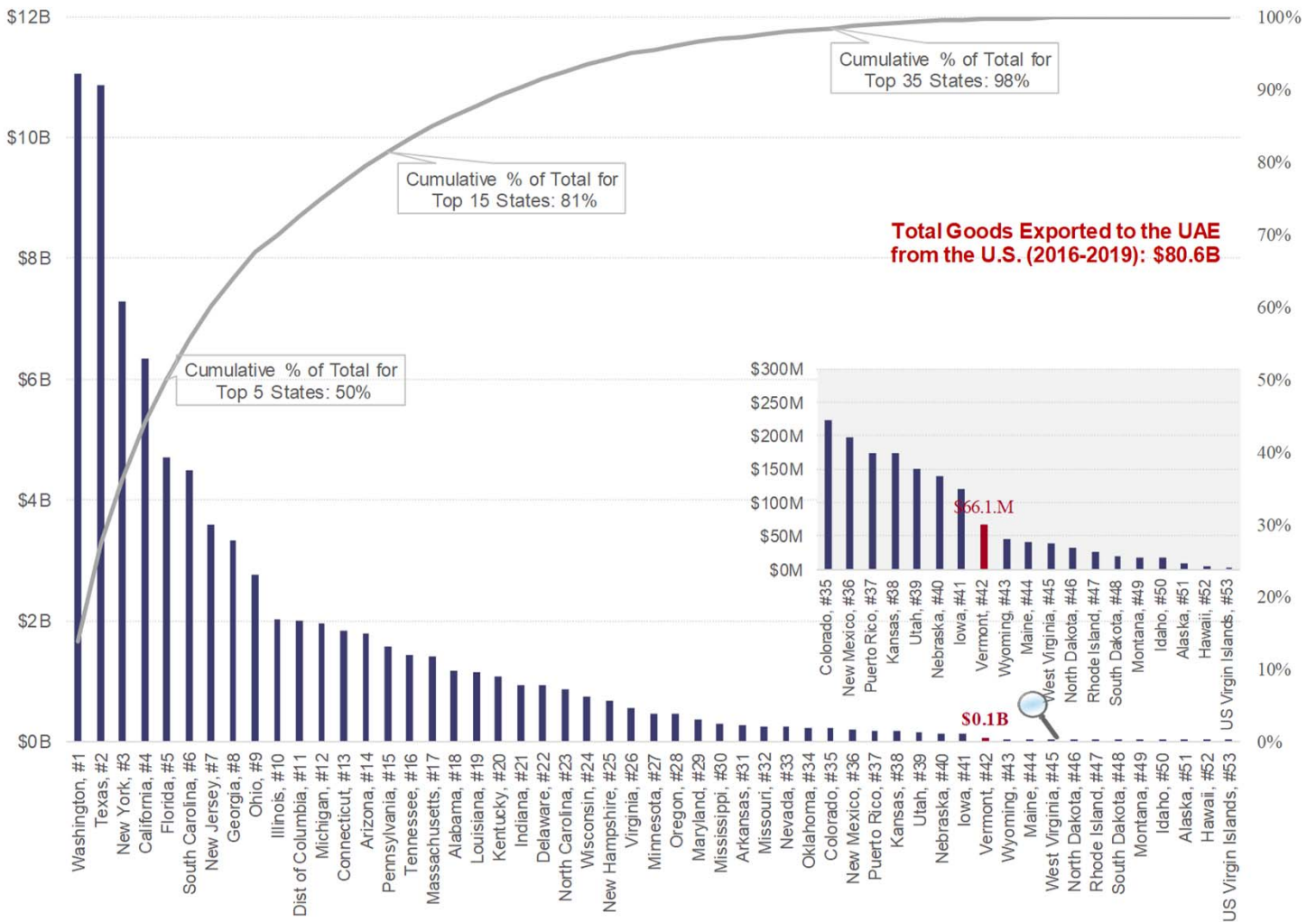
# Vermont Exports to the UAE



A

Vermont ranked 42nd among U.S. states and territories with \$66.1M in goods exported to the UAE between 2016 and 2019

Exhibit I.1 | U.S. State Rankings of Exports to the UAE (\$ in Billions)



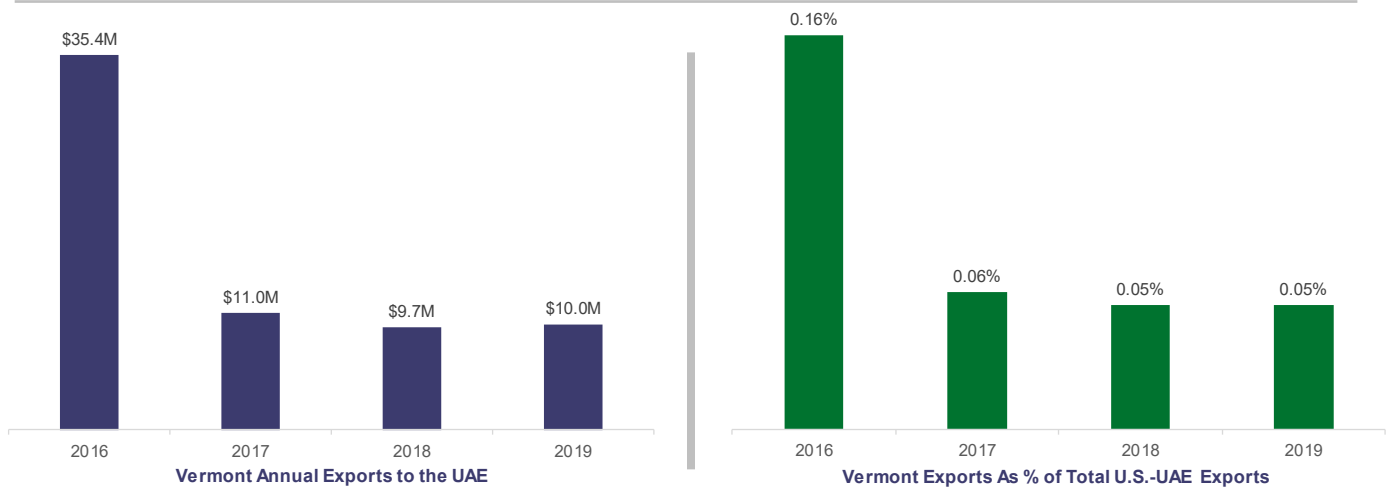
# Vermont Exports to the UAE



**B**

Total value of 2018 goods exported is second lowest in last four years

Exhibit I.2 | Vermont Export Values and Percent of Total by Year



\$ in millions

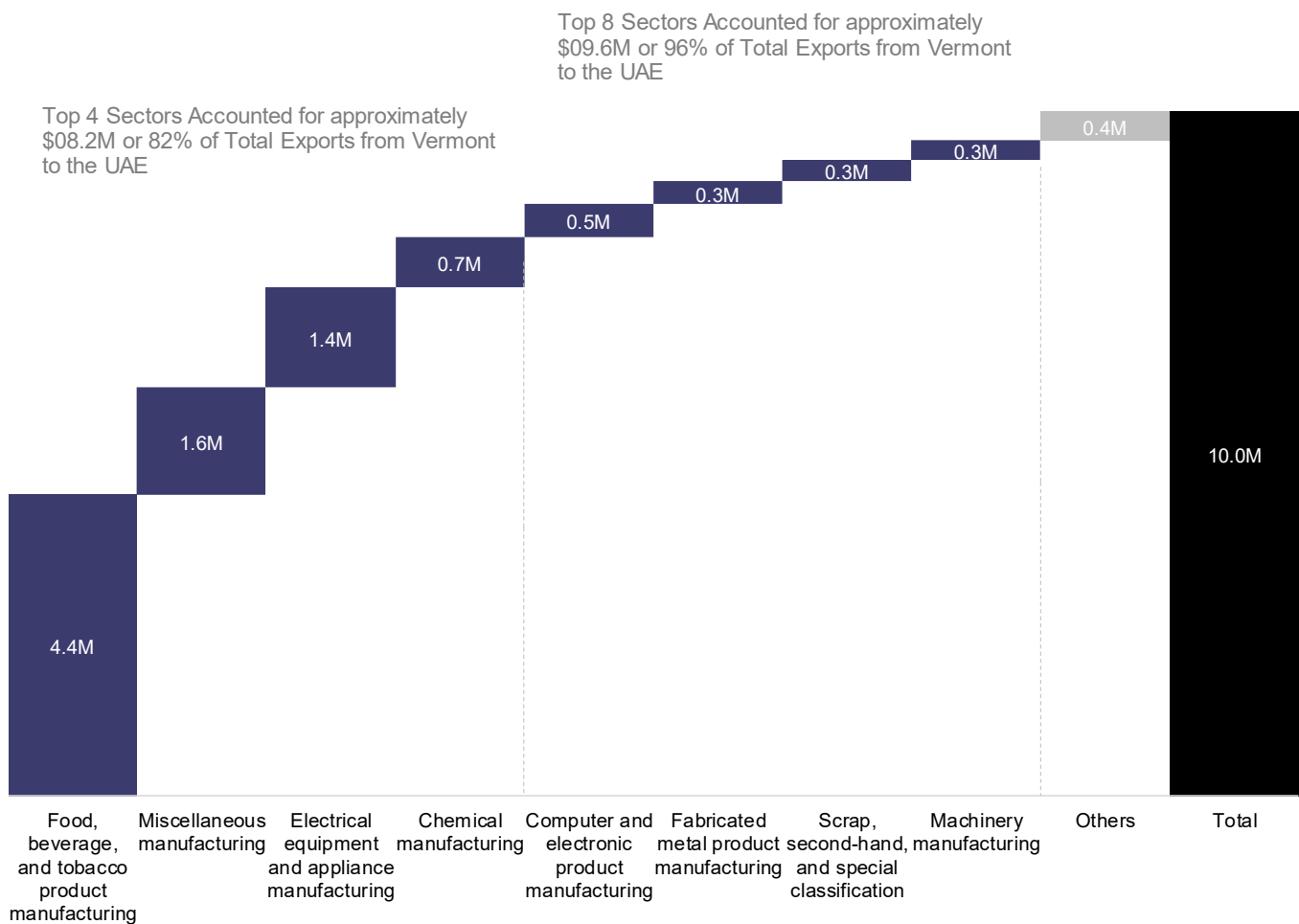
Rank	State	2016	2017	2018	2019	Trend Line	2016-2019
	All U.S. States	\$22,027.0	\$19,690.8	\$19,177.3	\$19,684.7		\$80,579.8
<b>42</b>	<b>Vermont</b>	<b>0.2%</b> \$35.4	<b>0.1%</b> \$11.0	<b>0.1%</b> \$9.7	<b>0.1%</b> \$10.0		<b>0.1%</b> \$66.1
1	Washington	18.9% \$4,157.6	20.8% \$4,104.7	10.8% \$2,080.5	3.6% \$717.4		13.7% \$11,060.2
5	Florida	6.8% \$1,487.5	6.3% \$1,244.6	5.0% \$949.9	5.1% \$1,011.3		5.8% \$4,693.3
10	Illinois	2.8% \$622.5	2.6% \$503.5	2.6% \$494.3	2.0% \$402.3		2.5% \$2,022.6
20	Kentucky	0.8% \$168.2	0.9% \$172.8	1.3% \$244.7	2.5% \$484.2		1.3% \$1,069.9
30	Mississippi	0.3% \$59.3	0.3% \$51.9	0.7% \$137.7	0.3% \$49.4		0.4% \$298.2

## Vermont Exports to the UAE



In 2019, *Food Beverage and Tobacco Product Manufacturing* and *Miscellaneous Manufacturing* were the largest exporting sectors

Exhibit I.3 | Vermont's Exporting Sectors in 2019

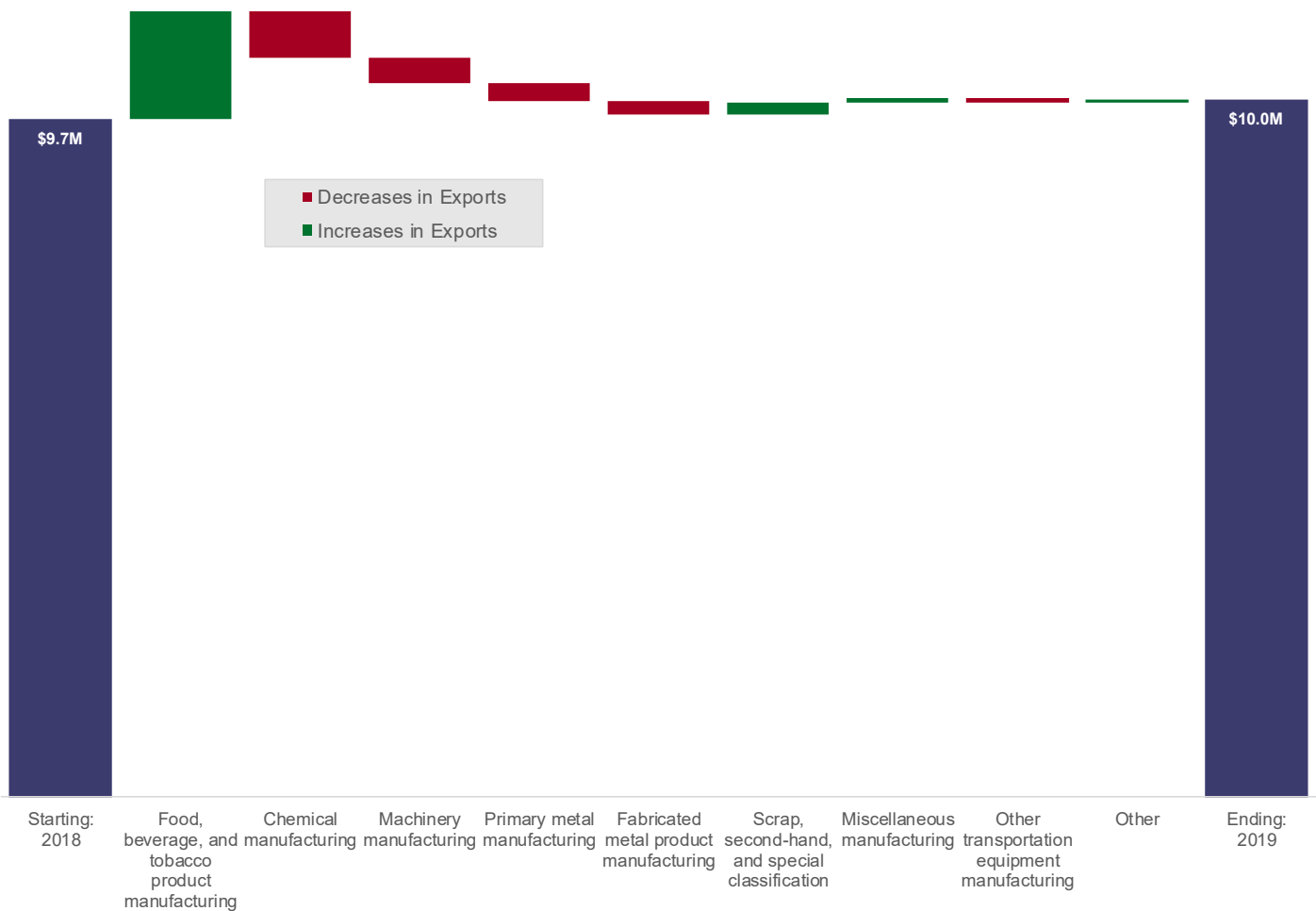


## Vermont Exports to the UAE

I

**D** From 2018 to 2019, *Food, Beverage, and Tobacco Product Manufacturing* sector had the largest increase in exports. *Chemical Manufacturing* sector had the largest decrease

Exhibit I.4 | Vermont's Exporting Sector Movements From 2018 to 2019

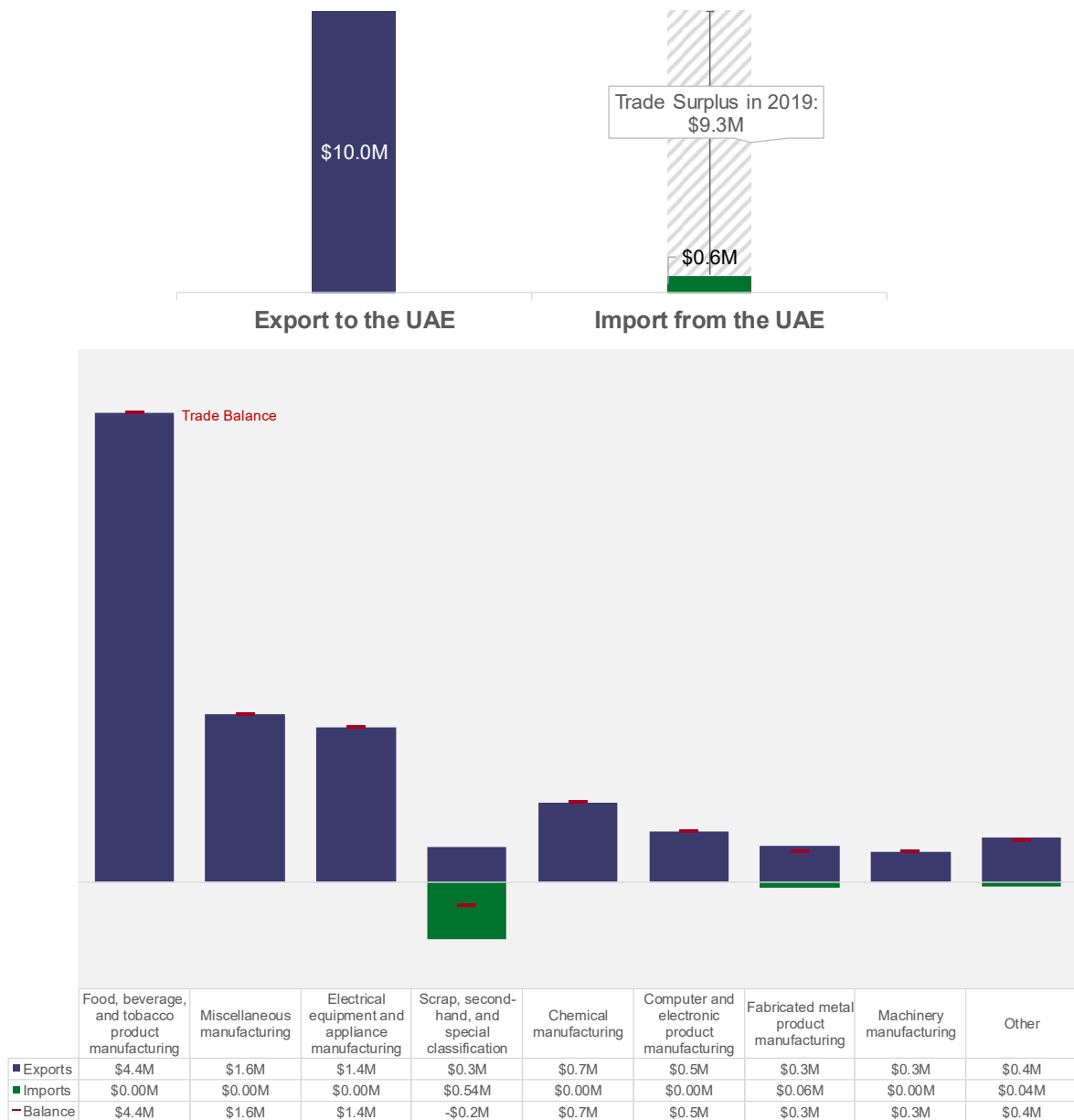


## Vermont Exports to the UAE



**E** Vermont had a \$9.3M trade surplus with the UAE in 2019

Exhibit I.5 | Vermont's Trade Surplus with the UAE by Sector

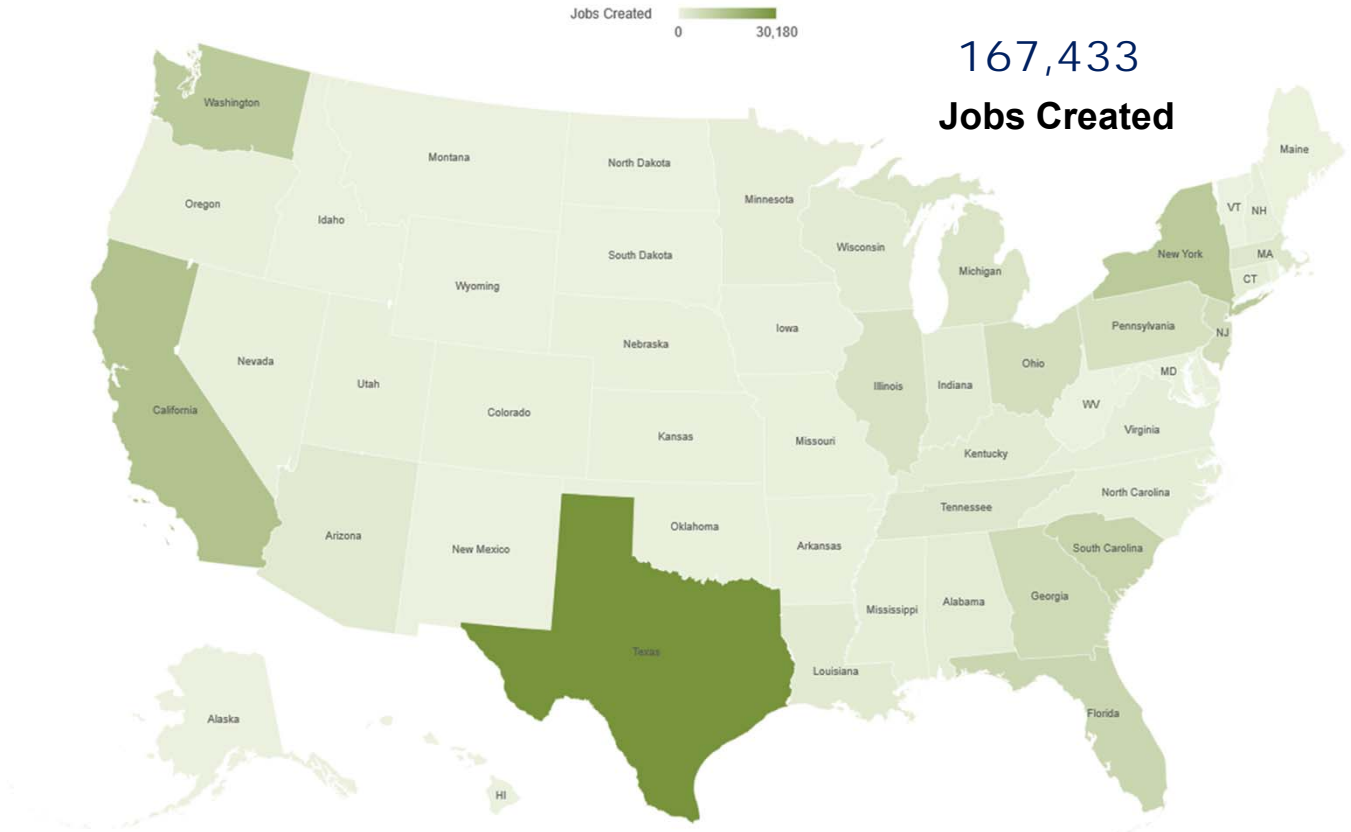




# Vermont 2019 Employment Driven by Export to the UAE



Positive U.S. Employment Driven by Exports to the UAE in 2019



Powered by Bing  
© GeoNames, HERE, MSFT

**F**

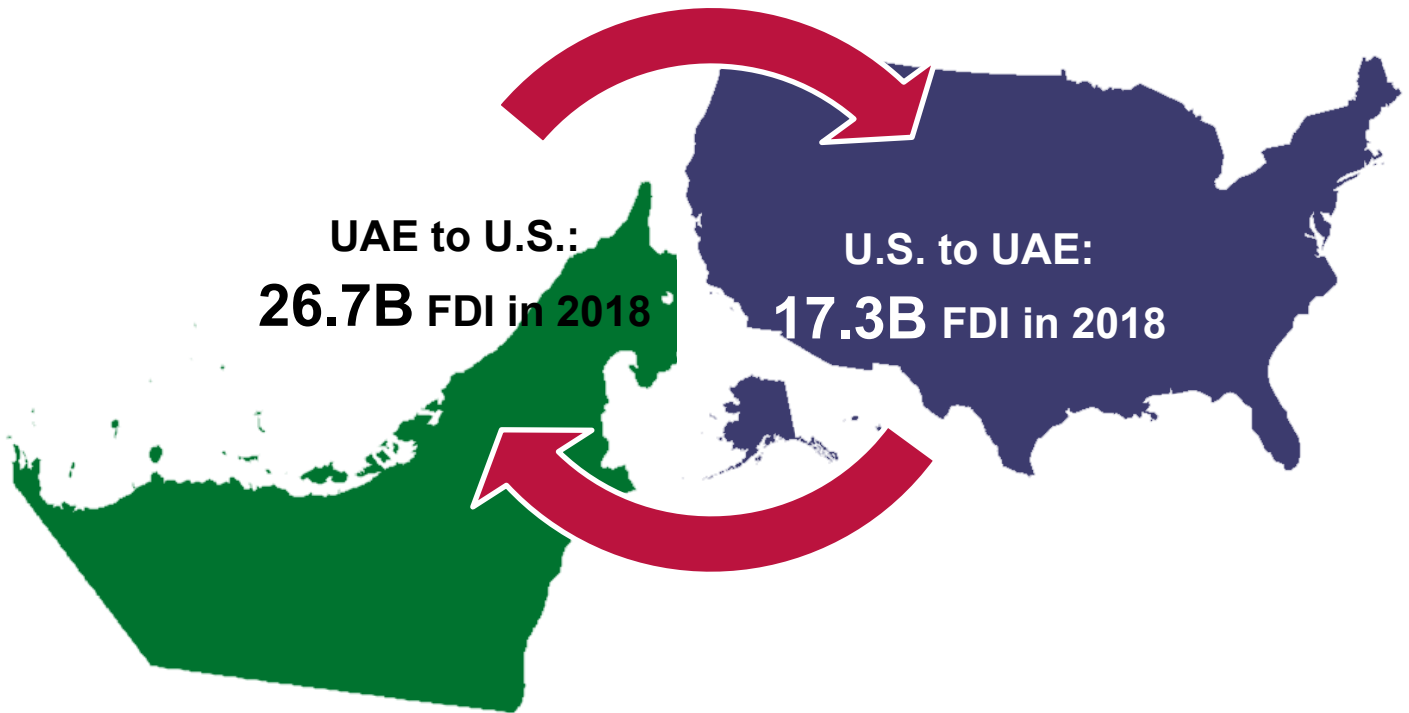
**87** Jobs out of 167,433 Total Jobs Created in the U.S. by the UAE

Employment Driven by Vermont's Exports of Manufactured Goods to the UAE*	87	Other transportation equipment manufacturing	Computer and electronic product manufacturing	Chemical manufacturing	Fabricated metal product manufacturing	Machinery manufacturing
		0	3	4	3	2
		Electrical equipment and appliance manufacturing	Food, beverage, and tobacco product manufacturing	Miscellaneous manufacturing	Motor vehicle, body, trailer, and parts manufacturing	
		10	44	15	1	

\* The sectors shown are the top ten U.S. manufacturing sectors exporting to the UAE in 2019.

\*\* Some sectors may show 0 due to rounding.

## Foreign Direct Investment



**A** \$26.7B

2018 UAE total  
FDI in U.S.

**B** Financial  
Services  
Sector

Benefited from  
UAE's investments  
in Vermont since  
2004

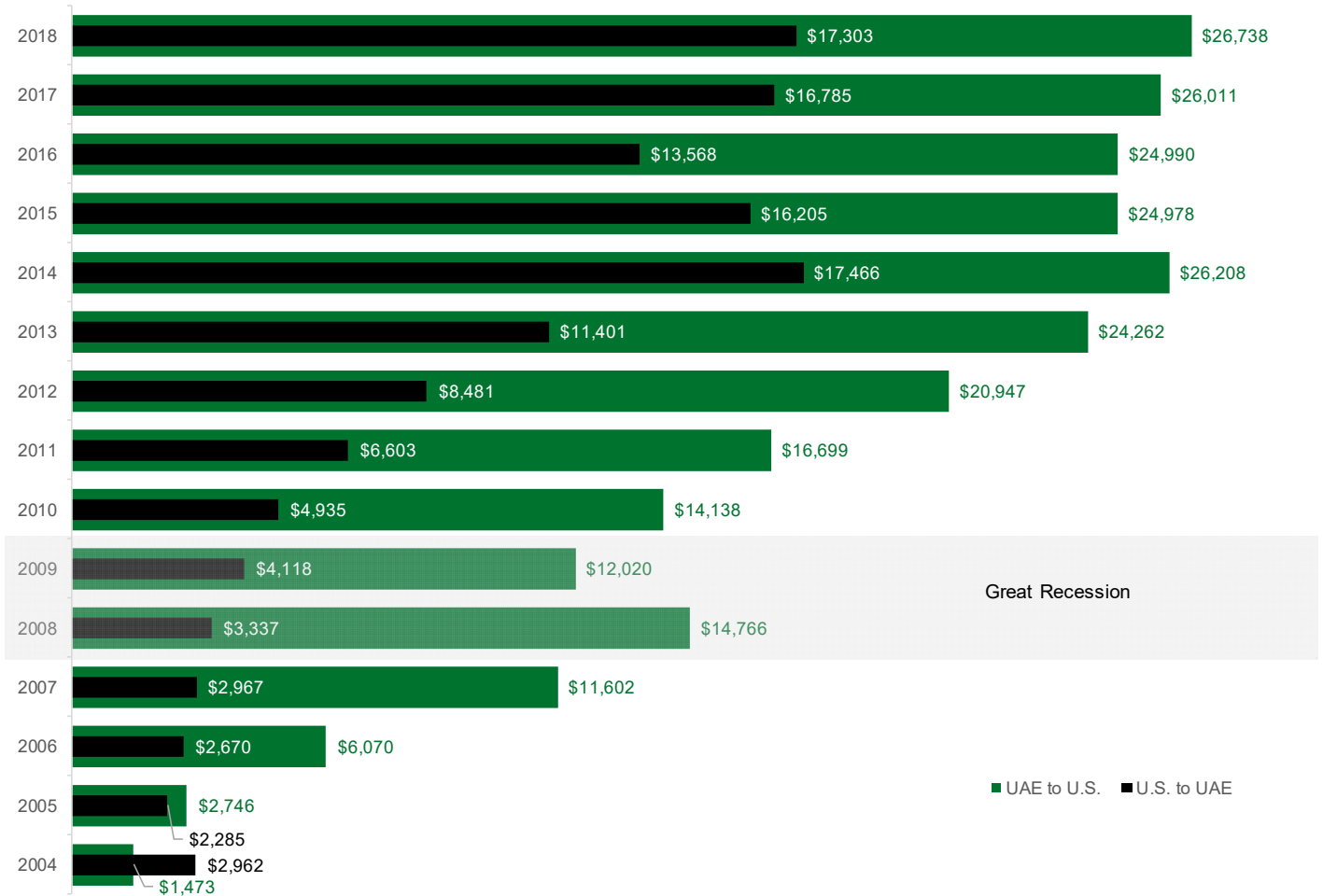
## Bilateral FDI between the U.S. and UAE



**A**

UAE made \$26.7B total investment in U.S. in 2018. Investments over the past four years remained level.

Exhibit IV.1 | Total UAE Investments by Year



## UAE FDI in Vermont



Since 2004, UAE expanded existing investments and made greenfield investments in Vermont in the *Financial Services* sector

### Exhibit IV.2 | Certain UAE Investors in Vermont by Sector Since 2004

2013



Financial services

UAE Exchange Centre



# APPENDICES

## Vermont's Top Exporting Commodities to the UAE in 2019

*This exhibit only displays commodities with annual export amounts exceeding \$1M*

Sector	Top Commodity	Export Value
Food, beverage, and tobacco product manufacturing	3115 Dairy Products	3.4M
	3119 Foods, Nesoi	1.0M
Miscellaneous manufacturing	3399 Miscellaneous Manufactured Commodities	1.1M
Electrical equipment and appliance manufacturing	3359 Electrical Equipment & Components, Nesoi	1.4M

Note: Due to space constraints, some data bars are fitted to the page and not to scale.

**Employment Driven by Top 10 UAE-Exporting Sectors in Vermont in 2019**

