



EMBASSY OF THE
UNITED ARAB EMIRATES
WASHINGTON, DC

WWW.UAE-EMBASSY.ORG

UAE – U.S. HISTORICAL TRADE RELATIONSHIPS

VIRGINIA REPORT

2019 UPDATE

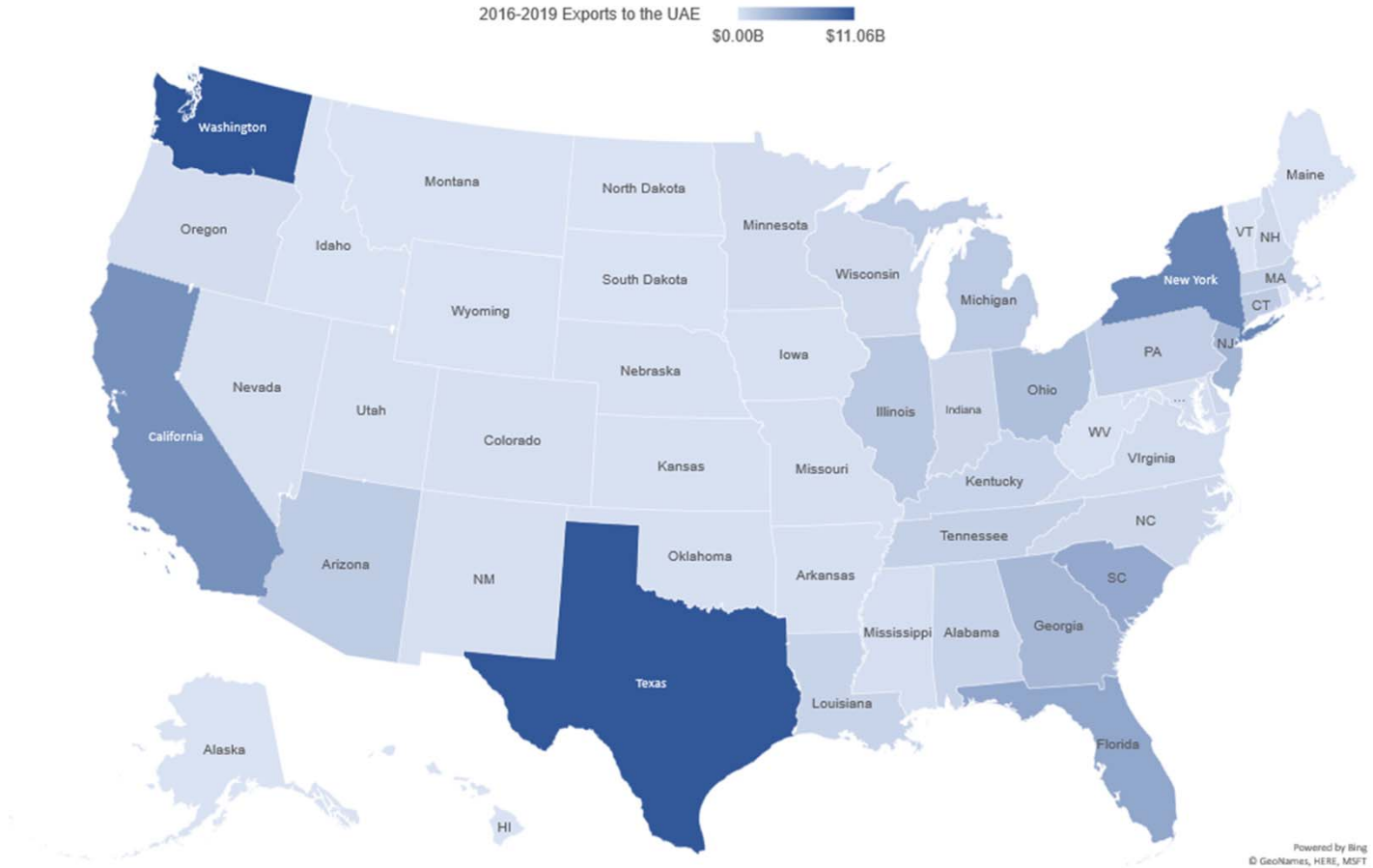
Table of Contents

Section	Contents	Page
I	US Exports to the UAE	3
II	UAE-Supported Employment	9
III	Foreign Direct Investment	10
IV	Appendices	14

Virginia Exports to the UAE



U.S. State Exports to the UAE for the Years 2016-2019



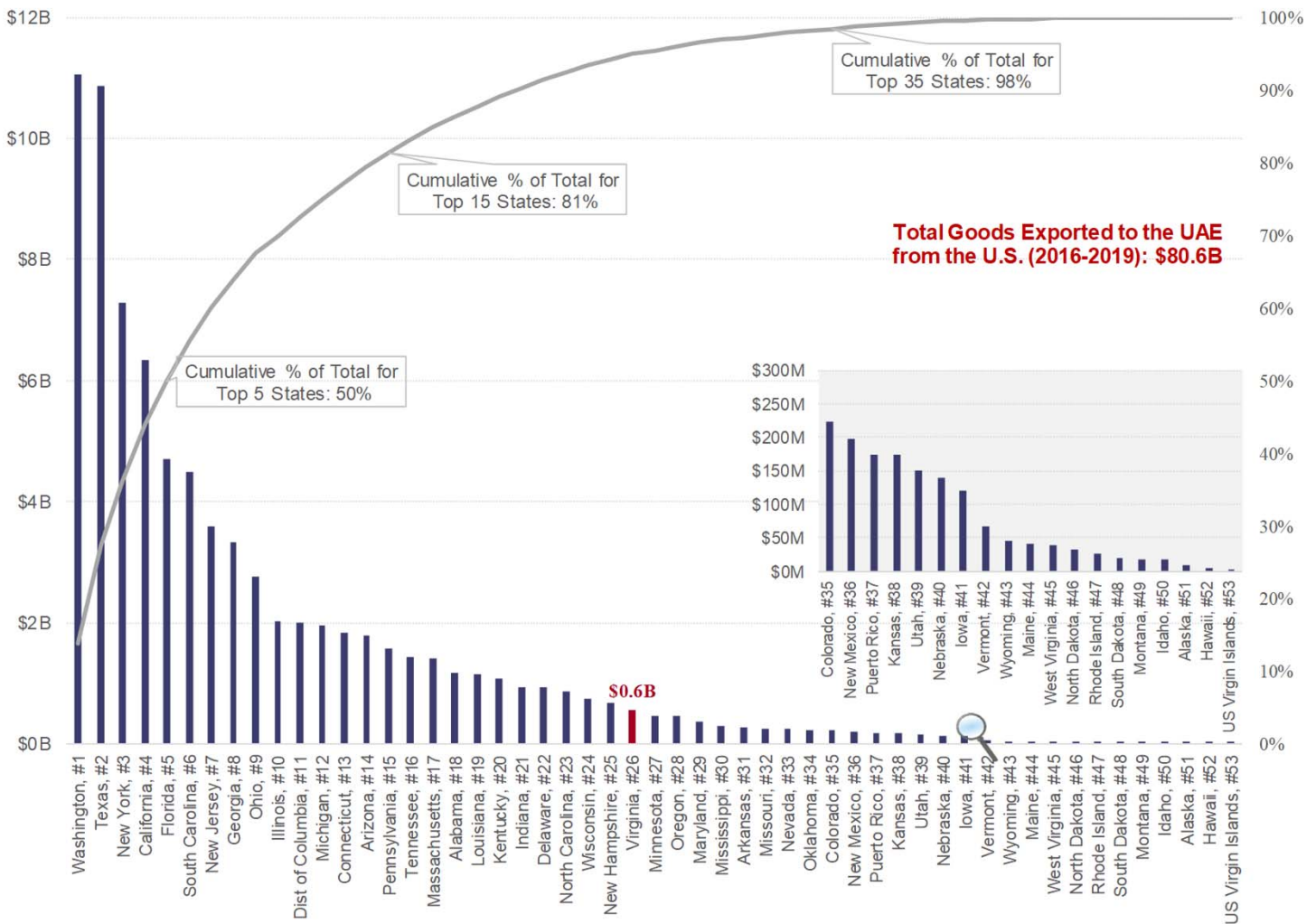
- A** 26th
Largest Exporting State
- B** \$0.6B
Four-Year Total Exports
- C** Computer and Electronic Product
Top Exporting Sector
- D** Computer and Electronic Product
Sector with Largest Increase in Exports Since 2018
- E** \$113.7M
Trade Surplus in 2019
- F** 1,012
Jobs Supported by Exports

Virginia Exports to the UAE



Virginia ranked 26th among U.S. states and territories with \$0.6B in goods exported to the UAE between 2016 and 2019

Exhibit I.1 | U.S. State Rankings of Exports to the UAE (\$ in Billions)



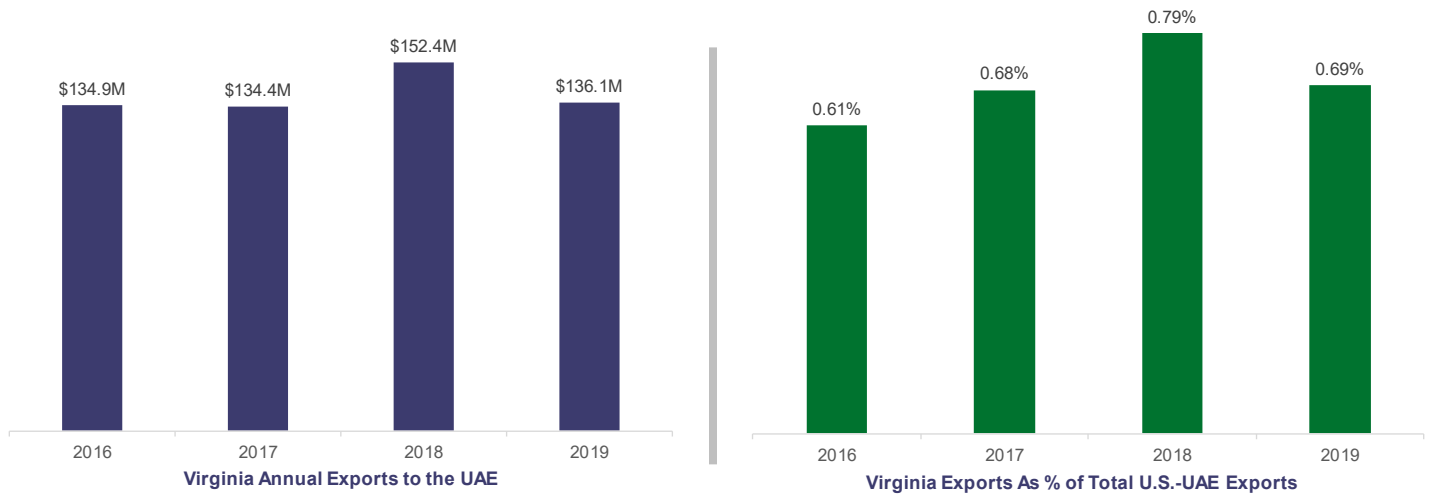
Virginia Exports to the UAE



B

Total value of 2019 goods exported and % of total U.S. exports is second highest in last four years

Exhibit I.2 | Virginia Export Values and Percent of Total by Year



\$ in millions

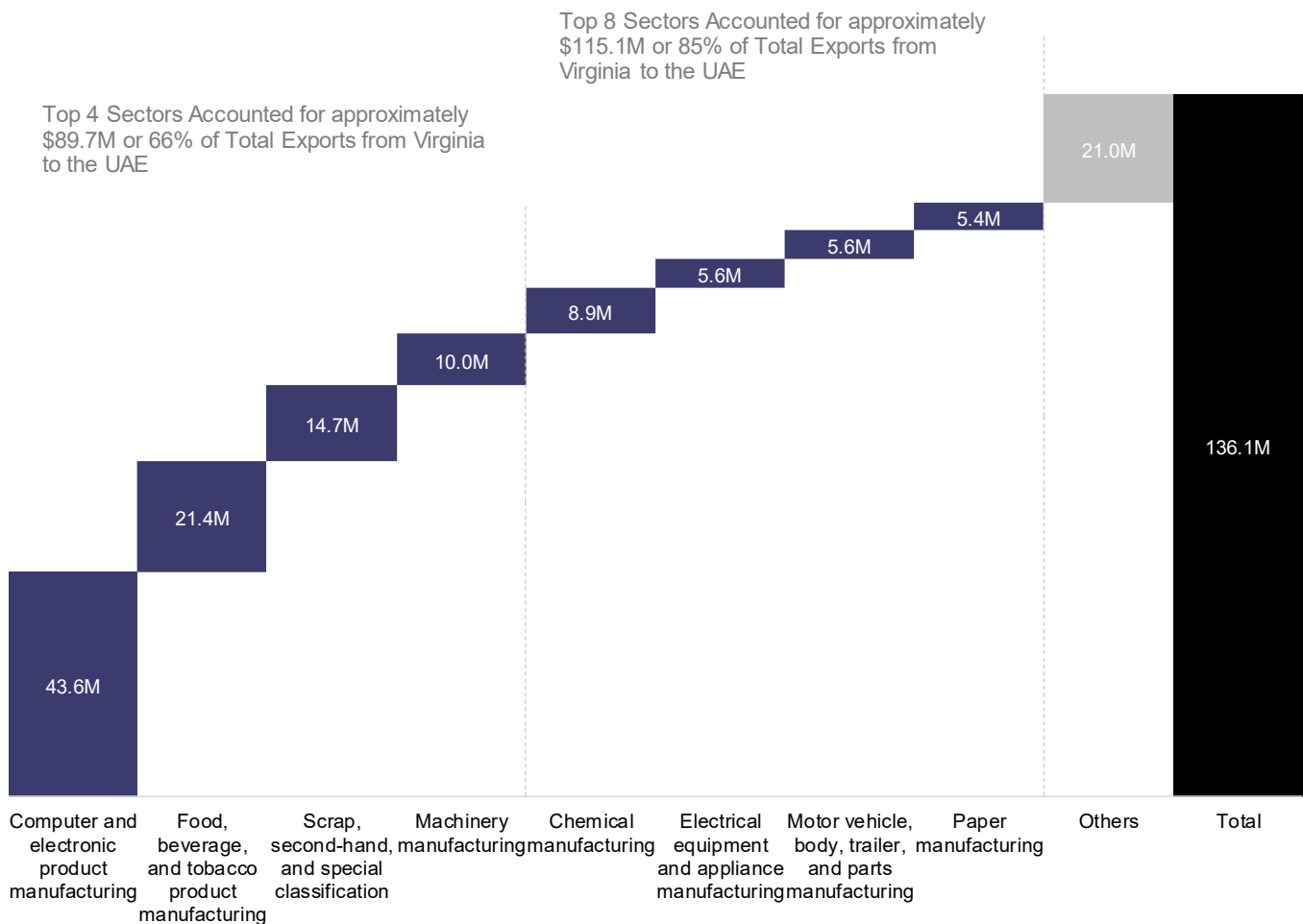
Rank	State	2016	2017	2018	2019	Trend Line	2016-2019
	All U.S. States	\$22,027.0	\$19,690.8	\$19,177.3	\$19,684.7		\$80,579.8
26	Virginia	0.6% \$134.9	0.7% \$134.4	0.8% \$152.4	0.7% \$136.1		0.7% \$557.8
1	Washington	18.9% \$4,157.6	20.8% \$4,104.7	10.8% \$2,080.5	3.6% \$717.4		13.7% \$11,060.2
5	Florida	6.8% \$1,487.5	6.3% \$1,244.6	5.0% \$949.9	5.1% \$1,011.3		5.8% \$4,693.3
10	Illinois	2.8% \$622.5	2.6% \$503.5	2.6% \$494.3	2.0% \$402.3		2.5% \$2,022.6
20	Kentucky	0.8% \$168.2	0.9% \$172.8	1.3% \$244.7	2.5% \$484.2		1.3% \$1,069.9
30	Mississippi	0.3% \$59.3	0.3% \$51.9	0.7% \$137.7	0.3% \$49.4		0.4% \$298.2

Virginia Exports to the UAE



In 2019, *Computer and Electronic Product Manufacturing* and *Food Beverage and Tobacco Product Manufacturing* were the largest exporting sectors

Exhibit I.3 | Virginia's Exporting Sectors in 2019



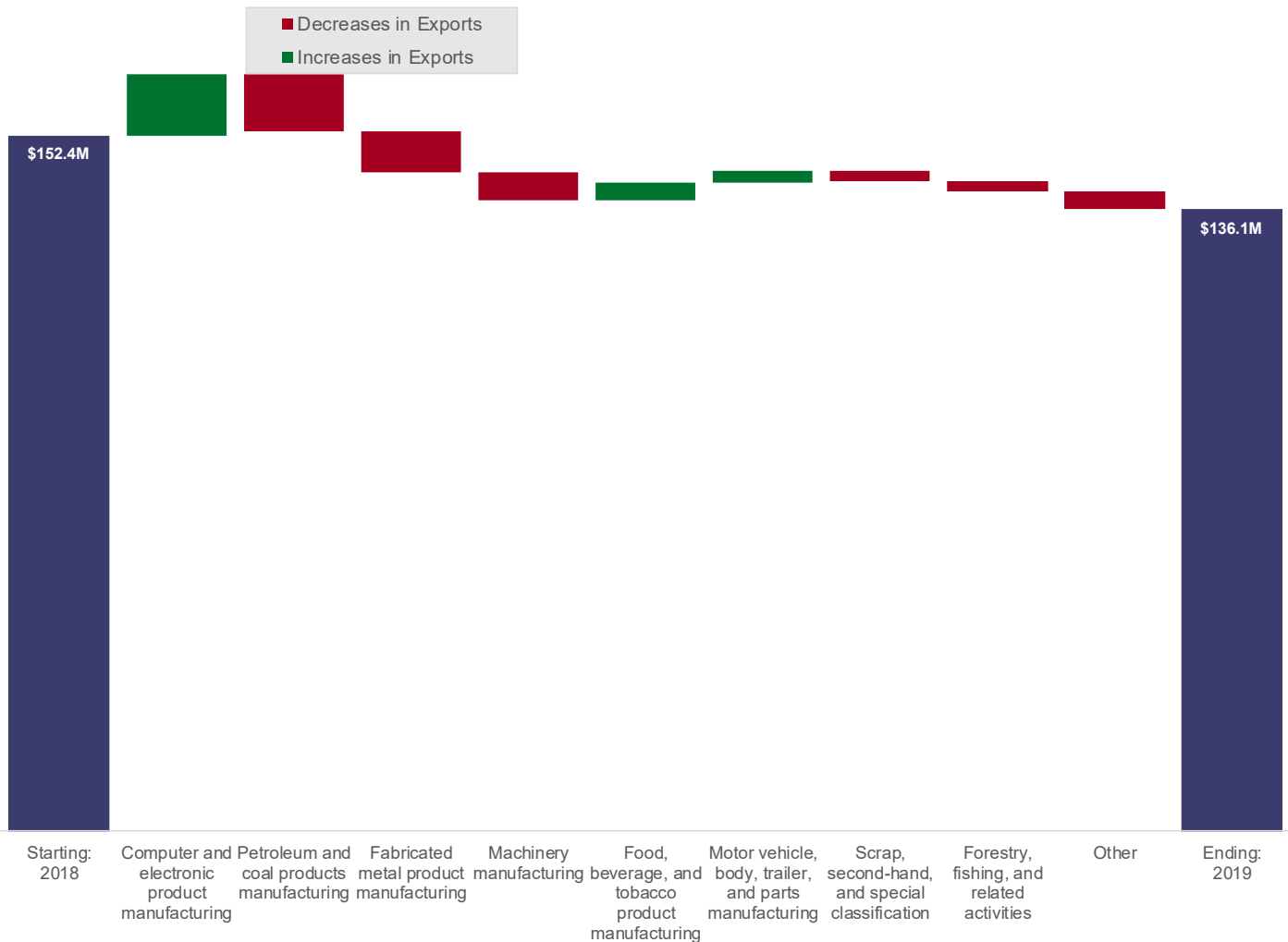
Virginia Exports to the UAE



D

From 2018 to 2019, *Computer and Electronic Products* sector had the largest increase in exports. *Petroleum and Coal Products* sector had the largest decrease

Exhibit I.4 | Virginia's Exporting Sector Movements From 2018 to 2019

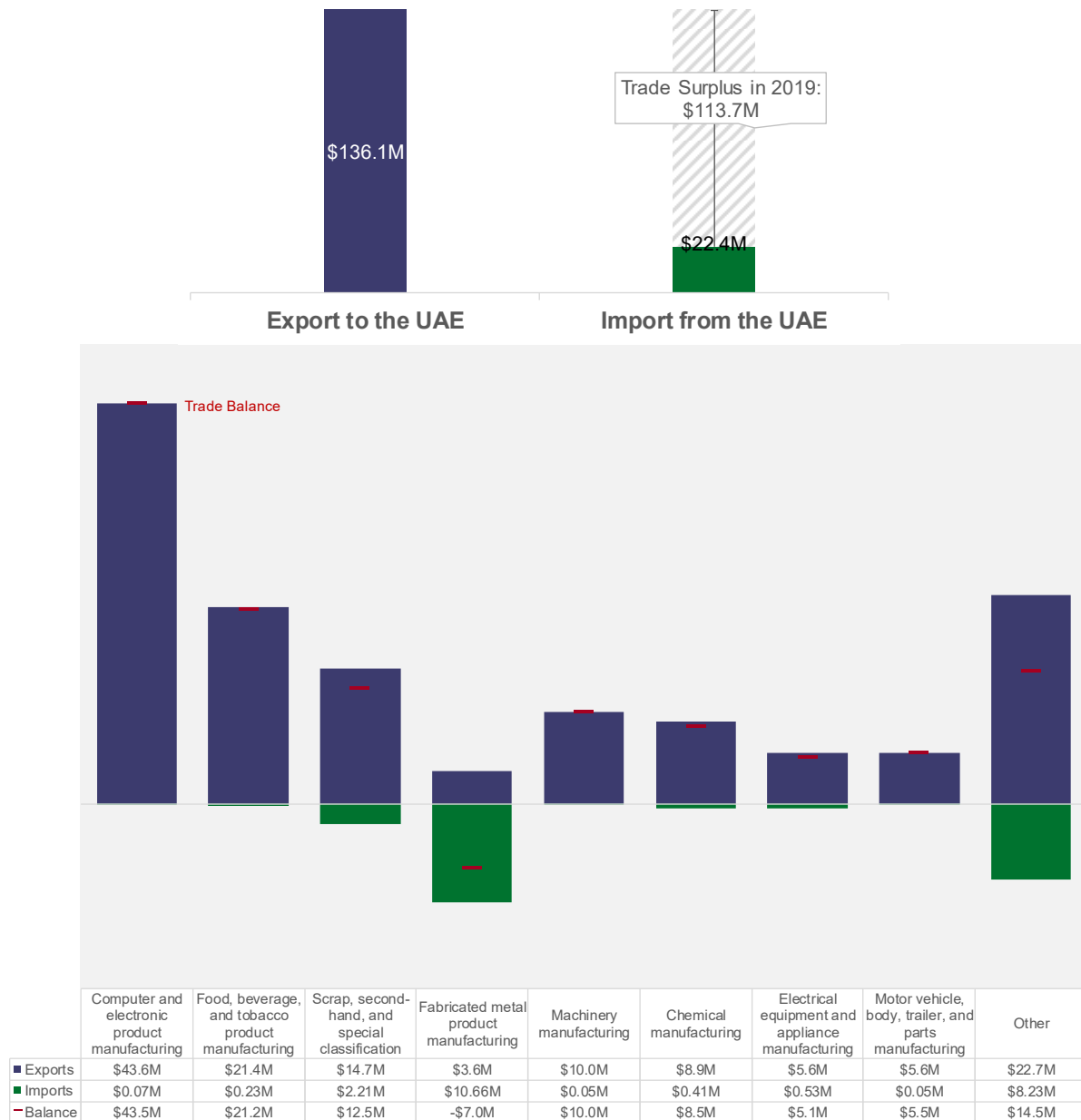


Virginia Exports to the UAE



E Virginia had a \$113.7M trade surplus with the UAE in 2019

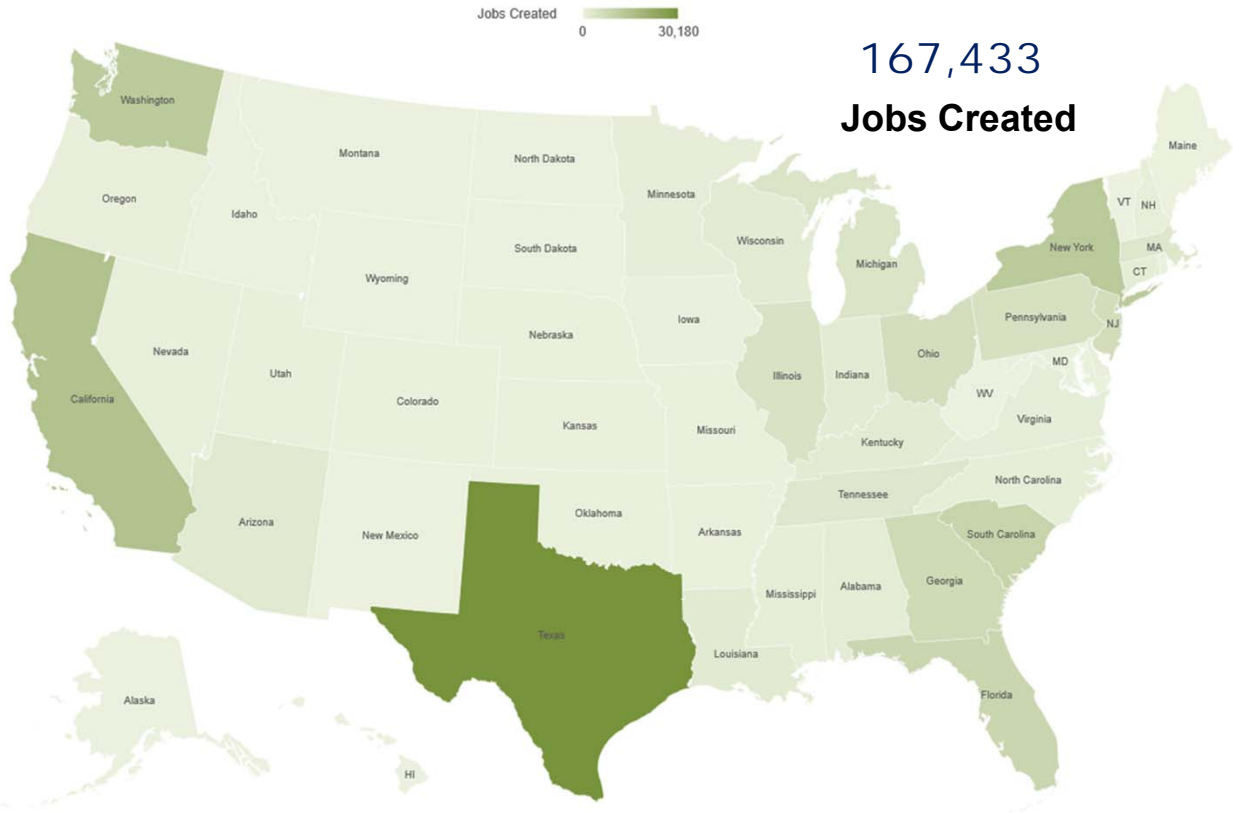
Exhibit I.5 | Virginia's Trade Surplus with the UAE by Sector



Virginia 2019 Employment Driven by Export to the UAE



Positive U.S. Employment Driven by Exports to the UAE in 2019



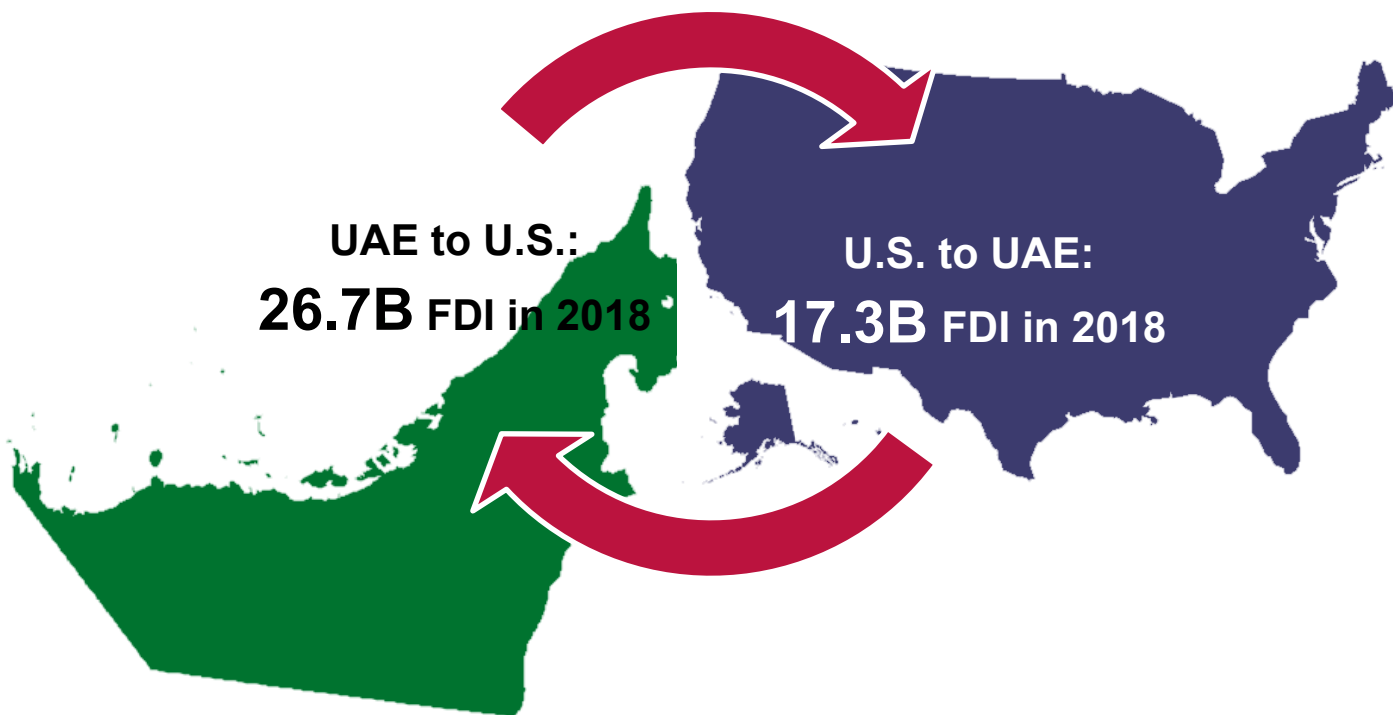
Powered by Bing
© GeoNames, HERE, MSFT

F 1,012 Jobs out of 167,433 Total Jobs Created in the U.S. by the UAE

Employment Driven by Virginia's Exports of Manufactured Goods to the UAE*	1,012	Other transportation equipment manufacturing	Computer and electronic product manufacturing	Chemical manufacturing	Fabricated metal product manufacturing	Machinery manufacturing
		22	311	50	32	70
		Electrical equipment and appliance manufacturing	Food, beverage, and tobacco product manufacturing	Miscellaneous manufacturing	Motor vehicle, body, trailer, and parts manufacturing	
		43	171	25	36	

* The sectors shown are the top ten U.S. manufacturing sectors exporting to the UAE in 2019.

Foreign Direct Investment



A \$26.7B

2018 UAE total
FDI in U.S.

B Various
Sectors

Benefited from
UAE's investments
in Virginia since
2004

C ICT and
Electronics
Sector

Benefited from
Virginia's greenfield
investments in the
UAE in 2019

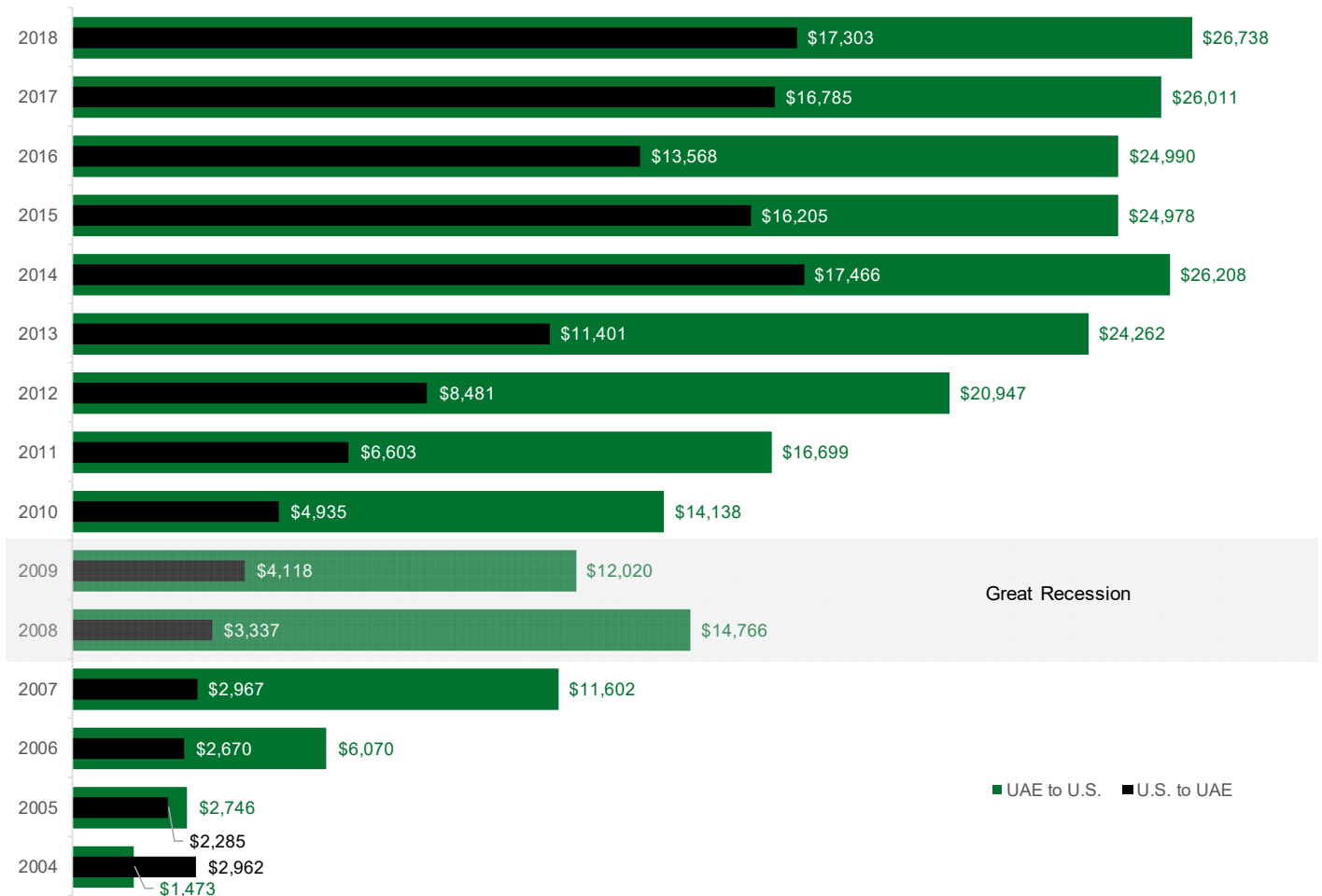
Bilateral FDI between the U.S. and UAE



A

UAE made \$26.7B total investment in U.S. in 2018. Investments over the past four years remained level.

Exhibit IV.1 | Total UAE Investments by Year




UAE FDI in Virginia



B

Since 2004, UAE expanded existing investments and made greenfield investments in Virginia in various sectors

Exhibit IV.2 | Certain UAE Investors in Virginia by Sector Since 2004



Virginia 2019 Greenfield and Expanded FDI in the UAE



C Greenfield Investments were made in various sectors in 2019.

Exhibit IV.3 | Certain Virginia Investors in UAE by Sector in 2019

Sector	Virginia Investing Entities to the UAE
Agribusiness	Cuisine Solutions ● \$40.7
ICT & Electronics	CyberSponse ● \$5.3



EMBASSY OF THE
UNITED ARAB EMIRATES
WASHINGTON, DC

WWW.UAE-EMBASSY.ORG

APPENDICES

Appendix A

IV

Virginia's Top Exporting Commodities to the UAE in 2019

This exhibit only displays commodities with annual export amounts exceeding \$1M

Sector	Top Commodity	Export Value
Computer and electronic product manufacturing	3342 Communications Equipment	17.3M
	3341 Computer Equipment	13.4M
	3344 Semiconductors & Other Electronic Components	7.9M
	3345 Navigational/measuring/medical/control Instrument	4.8M
Food, beverage, and tobacco product manufacturing	3121 Beverages	10.2M
	3119 Foods, Nesoi	4.6M
	3116 Meat Products & Meat Packaging Products	2.9M
	3112 Grain & Oilseed Milling Products	1.6M
	3114 Fruits & Veg Preserves & Specialty Foods	1.2M
Scrap, second-hand, and special classification	9300 Used Or Second-hand Merchandise	13.8M
Machinery manufacturing	3339 Other General Purpose Machinery	3.7M
	3333 Commercial & Service Industry Machinery	1.9M
	3334 Hvac & Commercial Refrigeration Equipment	1.5M
Chemical manufacturing	3256 Soaps, Cleaning Compounds & Toilet Preparations	6.0M
	3254 Pharmaceuticals & Medicines	1.8M
Electrical equipment and appliance manufacturing	3352 Household Appliances And Misc Machines, Nesoi	2.1M
	3359 Electrical Equipment & Components, Nesoi	1.5M
	3353 Electrical Equipment	1.0M
Motor vehicle, body, trailer, and parts manufacturing	3361 Motor Vehicles	3.6M
	3363 Motor Vehicle Parts	1.6M
Paper manufacturing	3221 Pulp, Paper & Paperboard Mill Products	2.9M
	3222 Converted Paper Products	2.5M
Fabricated metal product manufacturing	3329 Other Fabricated Metal Products	2.5M
Wood product manufacturing	3211 Sawmill & Wood Products	2.0M
	3212 Veneer, Plywood & Engineered Wood Products	1.4M

Note: Due to space constraints, some data bars are fitted to the page and not to scale.

Employment Driven by Top 10 UAE-Exporting Sectors in Virginia in 2019

