



EMBASSY OF THE
UNITED ARAB EMIRATES
WASHINGTON, DC

WWW.UAE-EMBASSY.ORG

UAE – U.S. HISTORICAL TRADE RELATIONSHIPS

WASHINGTON STATE REPORT

2019 UPDATE

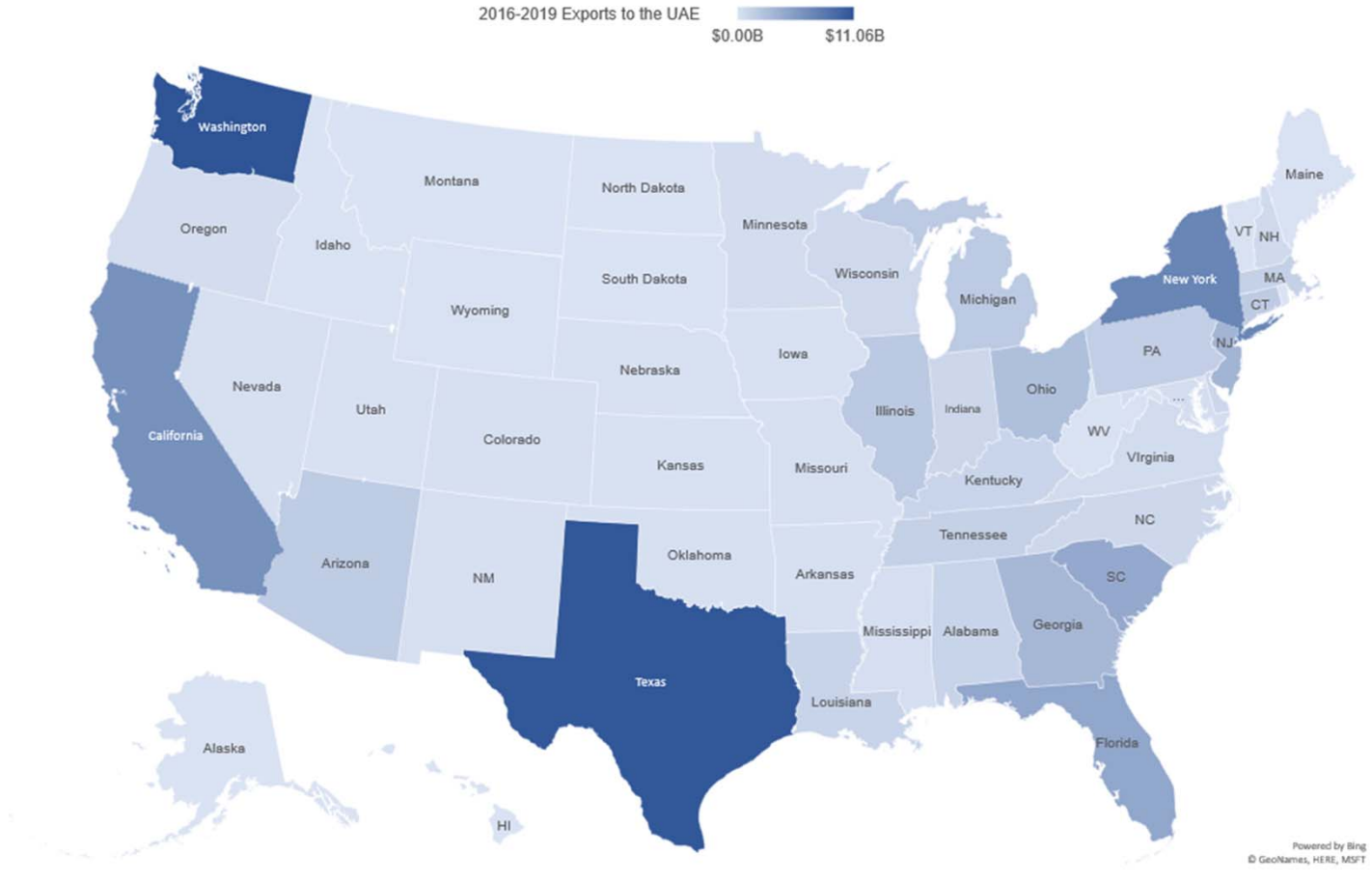
Table of Contents

Section	Contents	Page
I	US Exports to the UAE	3
II	UAE-Supported Employment	9
III	Foreign Direct Investment	10
IV	Appendices	14

Washington Exports to the UAE



U.S. State Exports to the UAE for the Years 2016-2019



- A** Largest Exporting State
- B** \$11.1B Four-Year Total Exports
- C** Other Transportation Top Exporting Sector
- D** Petroleum and Coal Products Sector with Largest Increase in Exports Since 2018
- E** \$555.1M Trade Surplus in 2019
- F** 5,203 Jobs Supported by Exports

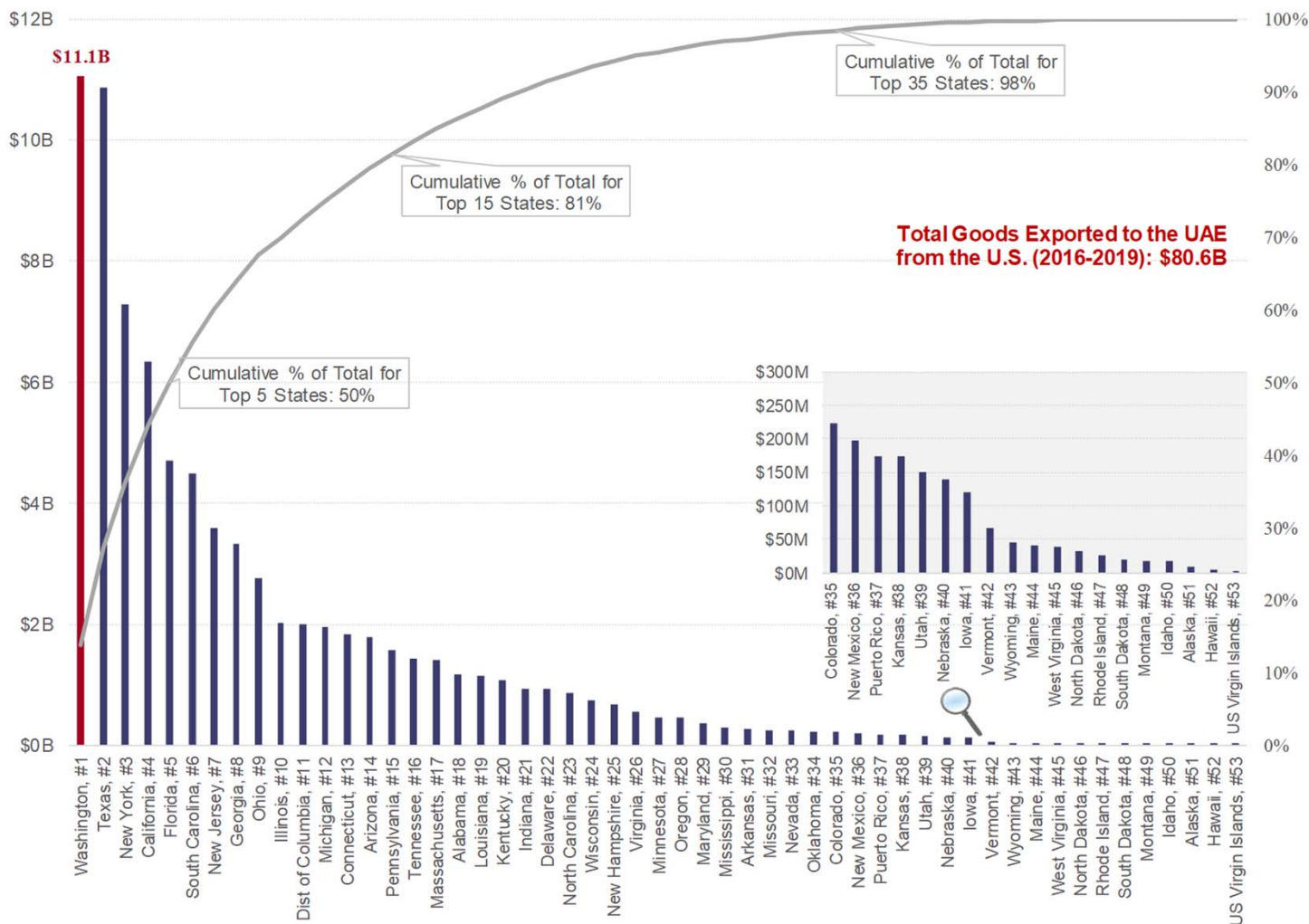
Washington Exports to the UAE



A

Washington State ranked first among U.S. states and territories with \$11.1B in goods exported to the UAE between 2016 and 2019

Exhibit I.1 | U.S. State Rankings of Exports to the UAE (\$ in Billions)

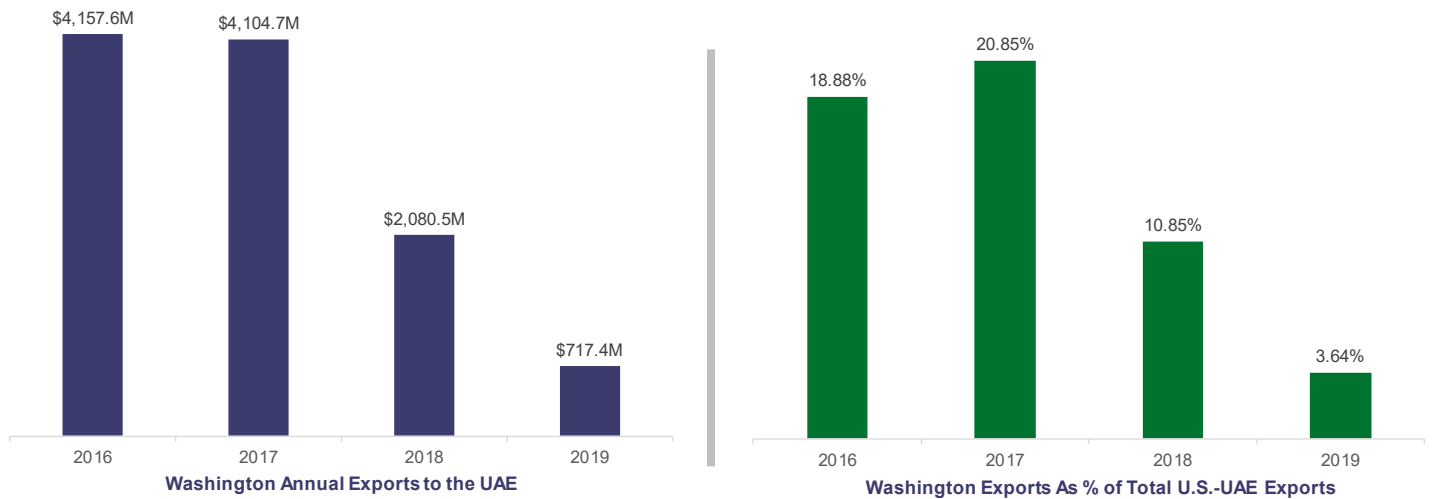


Washington Exports to the UAE



B Total value of exported goods and % of total U.S. exports in 2019 was lowest in the last four years

Exhibit I.2 | Washington State Export Values and Percent of Total by Year



\$ in millions

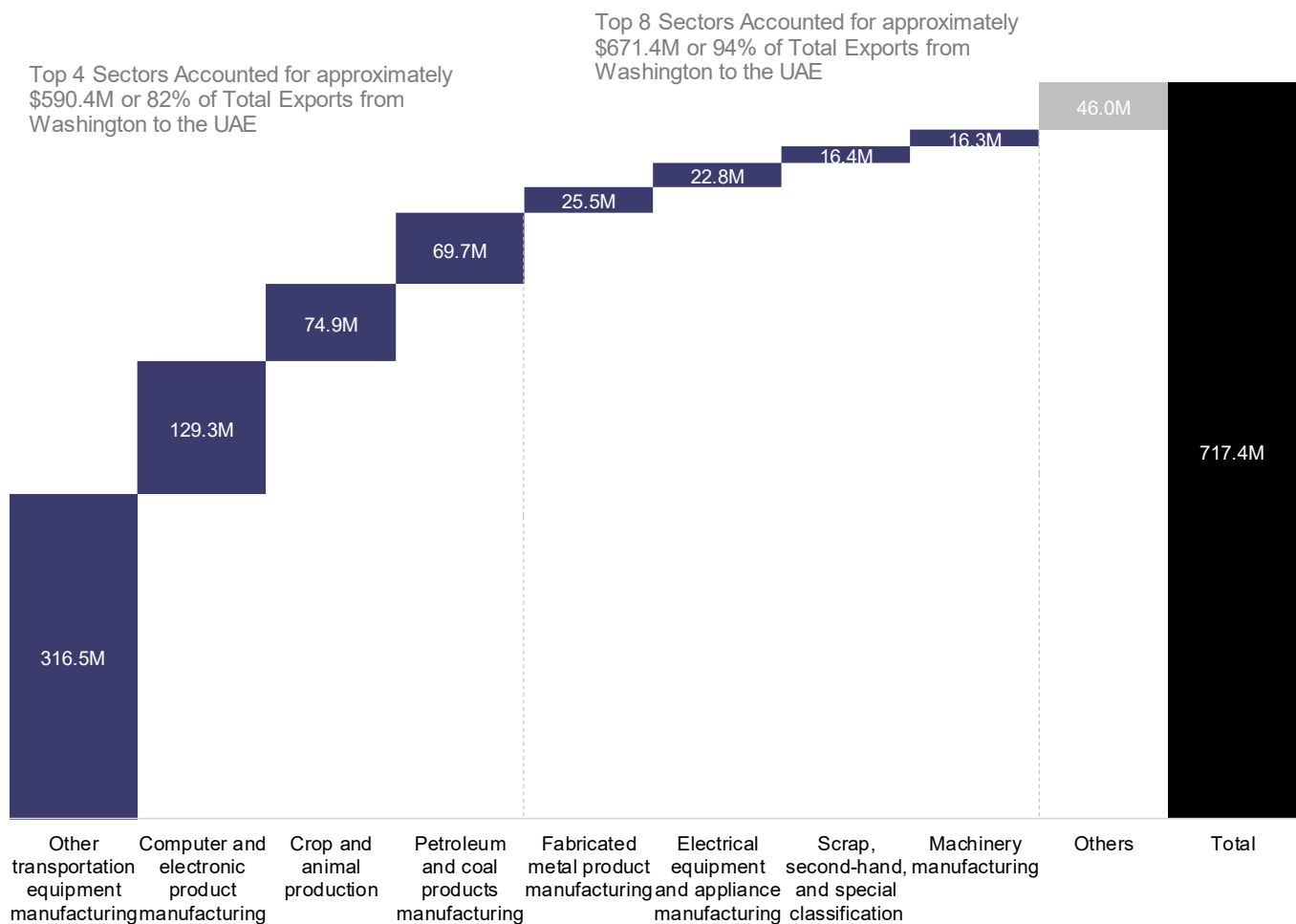
Rank	State	2016	2017	2018	2019	Trend Line	2016-2019
	All U.S. States	\$22,027.0	\$19,690.8	\$19,177.3	\$19,684.7		\$80,579.8
1	Washington	18.9% \$4,157.6	20.8% \$4,104.7	10.8% \$2,080.5	3.6% \$717.4		13.7% \$11,060.2
2	Texas	9.4% \$2,071.8	11.0% \$2,172.7	16.4% \$3,139.7	17.6% \$3,470.6		13.5% \$10,854.8
5	Florida	6.8% \$1,487.5	6.3% \$1,244.6	5.0% \$949.9	5.1% \$1,011.3		5.8% \$4,693.3
10	Illinois	2.8% \$622.5	2.6% \$503.5	2.6% \$494.3	2.0% \$402.3		2.5% \$2,022.6
20	Kentucky	0.8% \$168.2	0.9% \$172.8	1.3% \$244.7	2.5% \$484.2		1.3% \$1,069.9
30	Mississippi	0.3% \$59.3	0.3% \$51.9	0.7% \$137.7	0.3% \$49.4		0.4% \$298.2

Washington Exports to the UAE



In 2019 *Other Transportation Equipment Manufacturing* and *Computer Electronic Product Manufacturing* were the largest exporting sectors

Exhibit I.3 | Washington State's Exporting Sectors in 2019



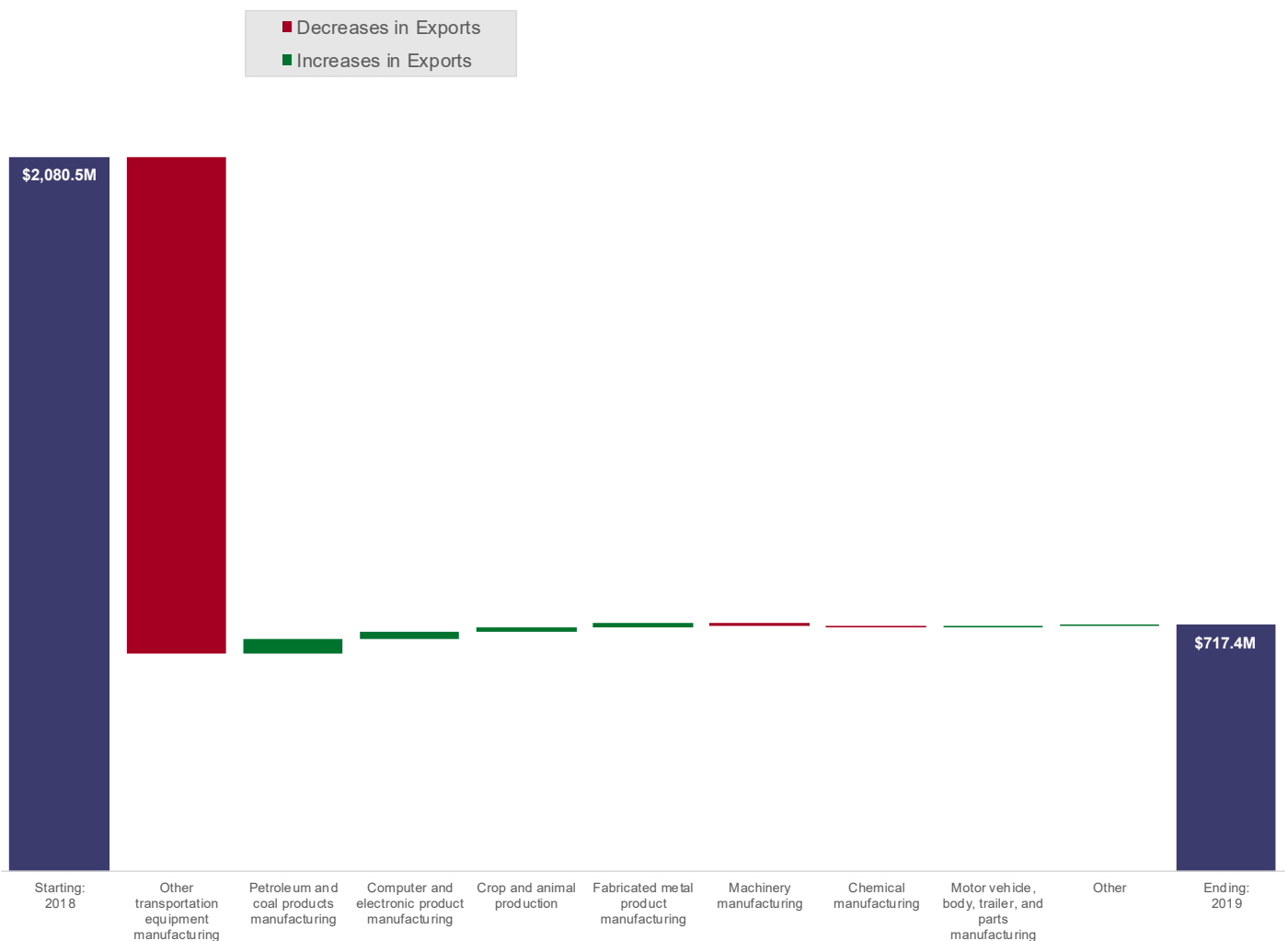
Washington Exports to the UAE

I

D

From 2018 to 2019 *Other Transportation Equipment* sector had a significant decrease in exported goods. *Petroleum and Coal Product Manufacturing* sector had a nominal increase during the same period

Exhibit I.4 | Washington State's Exporting Sector Movements From 2018 to 2019

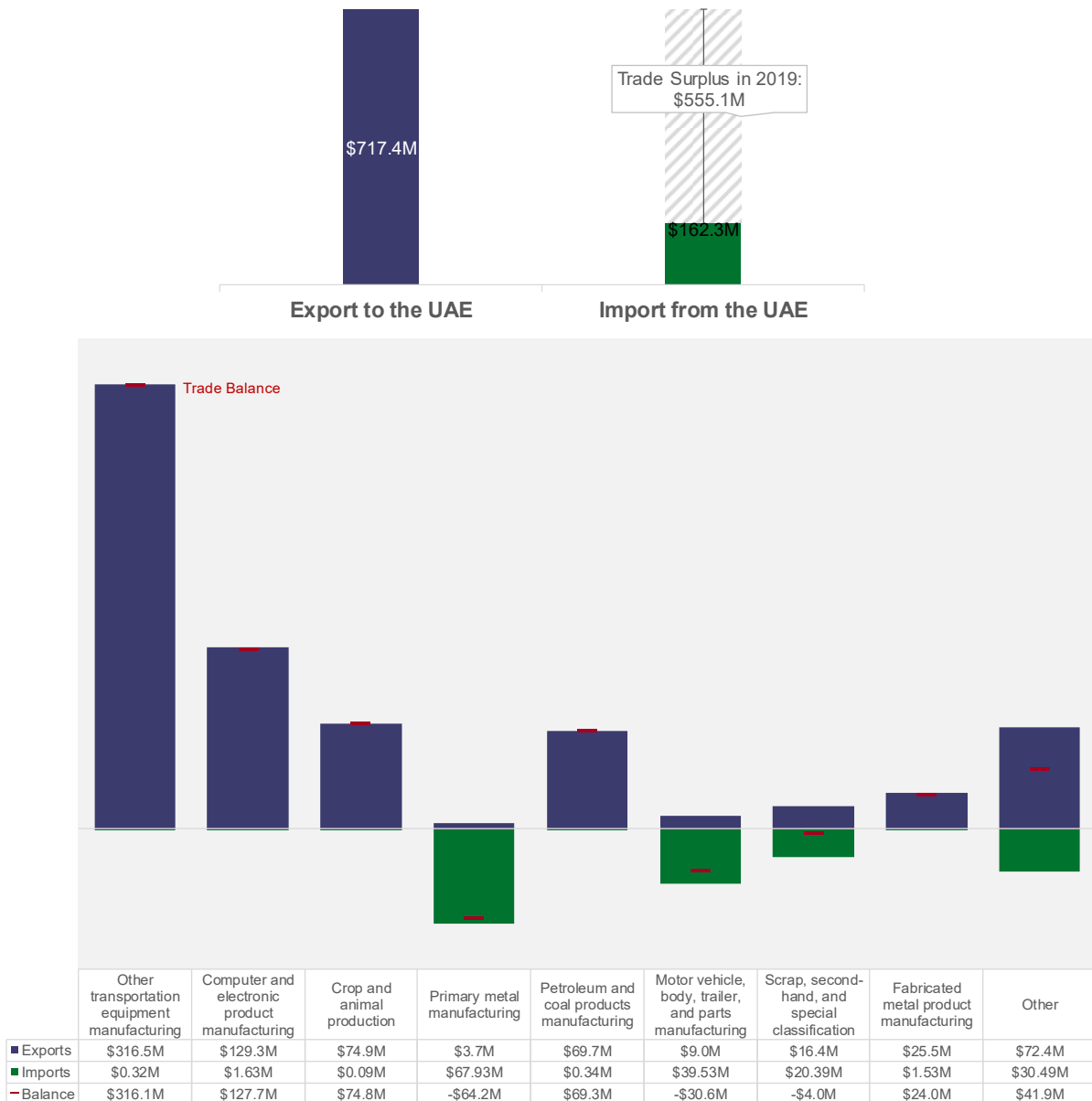


Washington Exports to the UAE



E Washington State had a \$555.1M trade surplus with the UAE in 2019

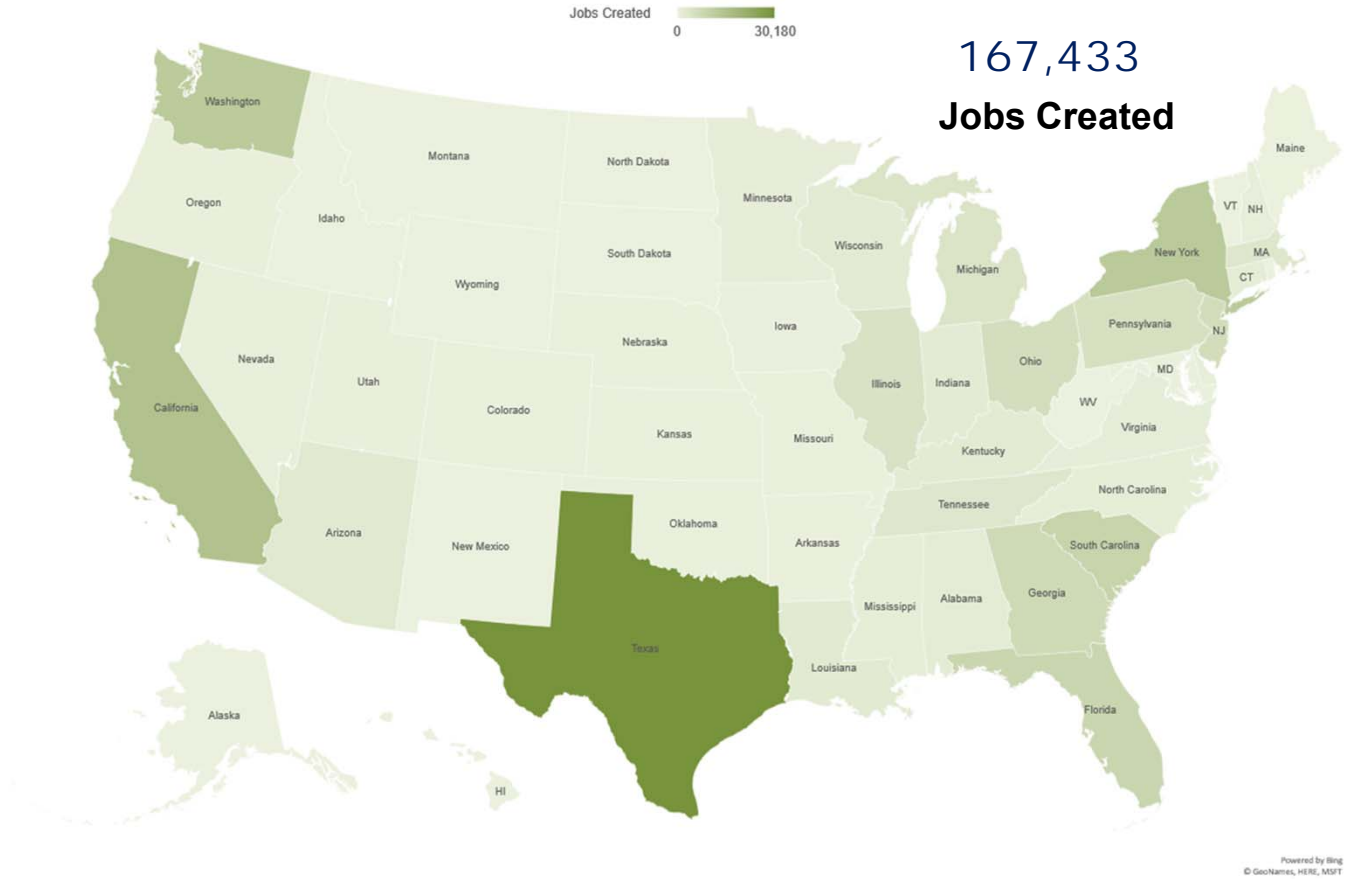
Exhibit I.5 | Washington State's Trade Surplus with the UAE by Sector



Washington State 2019 Employment Driven by Export to the UAE



Positive U.S. Employment Driven by Exports to the UAE in 2019

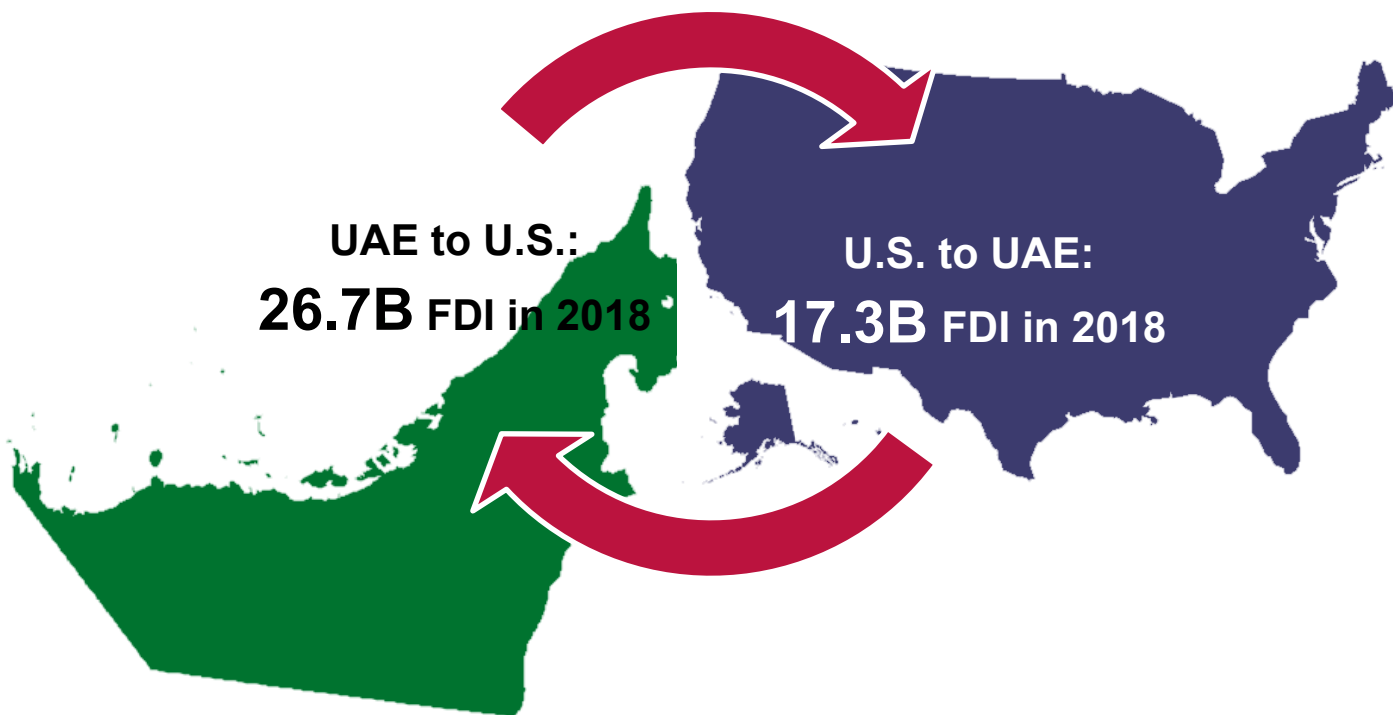


F **5,203** Jobs out of 167,433 Total Jobs Created in the U.S. by the UAE

Employment Driven by Washington's Exports of Manufactured Goods to the UAE*	5,203	Other transportation equipment manufacturing	Computer and electronic product manufacturing	Fabricated metal product manufacturing	Machinery manufacturing
		1,709	927	236	111
		Electrical equipment and appliance manufacturing	Food, beverage, and tobacco product manufacturing	Miscellaneous manufacturing	Motor vehicle, body, trailer, and parts manufacturing
		184	51	71	54

* The sectors shown are the top ten U.S. manufacturing sectors exporting to the UAE in 2019.

Foreign Direct Investment



A \$26.7B

2018 UAE total
FDI in U.S.

B Various
Sectors

Benefited from
UAE's greenfield
investments in
Washington State
since 2004

C Various
Sectors

Benefited from
Washington State's
greenfield investments
in the UAE in 2019

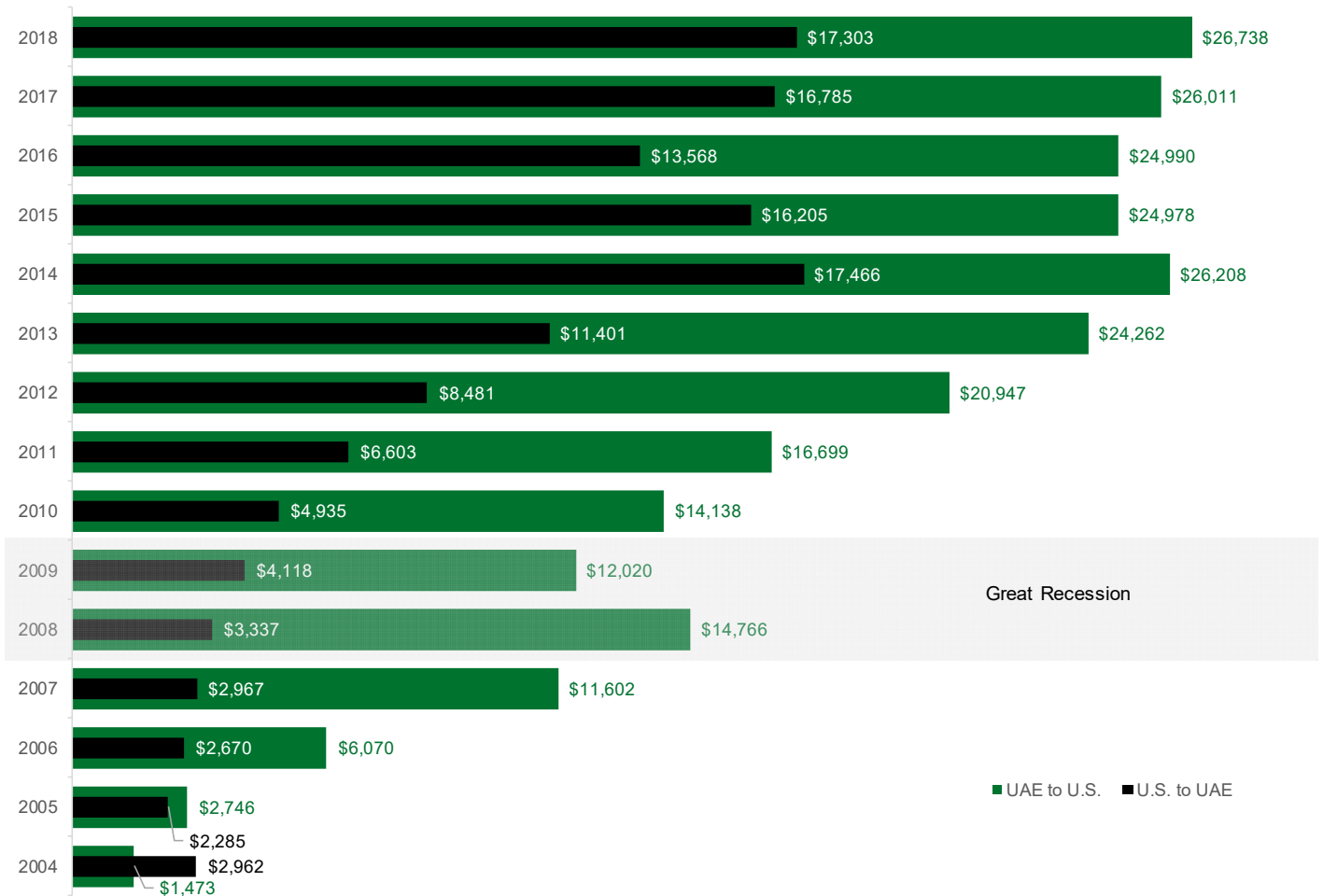
Bilateral FDI between the U.S. and UAE



A

UAE made \$26.7B total investment in U.S. in 2018. Investments over the past four years remained level.

Exhibit IV.1 | Total UAE Investments by Year

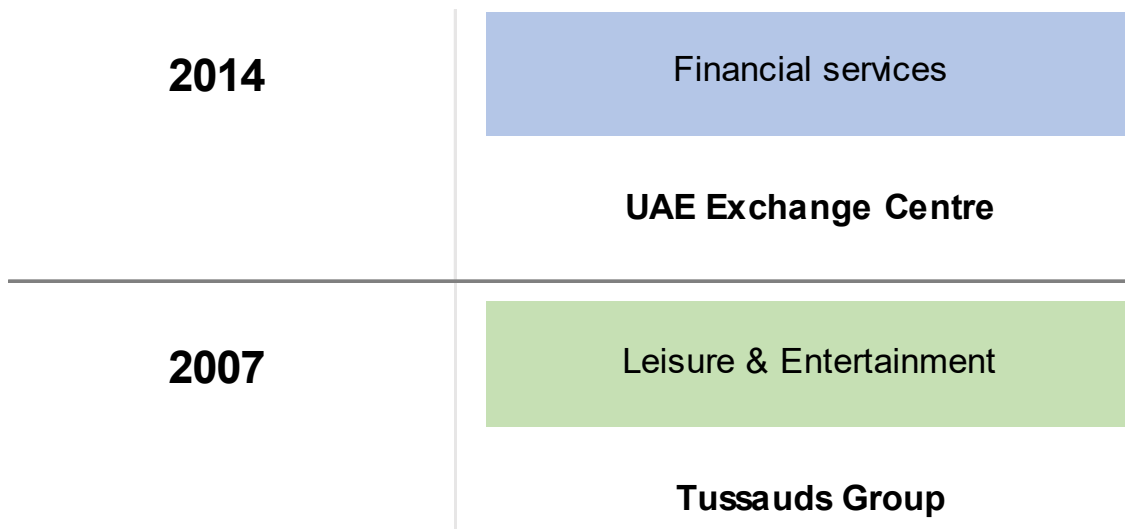


UAE FDI in Washington State



- B** Since 2004 UAE expanded existing investments and made greenfield investments in Washington State in a few sectors

Exhibit IV.2 | Certain UAE Investors in Washington State by Sector Since 2004



Washington State 2019 Greenfield and Expanded FDI in the UAE



Greenfield Investments were made in various sectors in 2019

Exhibit IV.3 | Certain Washington State Investors in UAE by Sector in 2019

Sector	Washington Investing Entities to the UAE
Industrial	Pyrotek ● \$71.9
ICT & Electronics	Microsoft ● \$7.4
Energy	Microsoft ● \$5.3



EMBASSY OF THE
UNITED ARAB EMIRATES
WASHINGTON, DC

WWW.UAE-EMBASSY.ORG

APPENDICES

Appendix A

IV

Washington's Top Exporting Commodities to the UAE in 2019

This exhibit only displays commodities with annual export amounts exceeding \$1M

Sector	Top Commodity	Export Value
Other transportation equipment manufacturing	3364 Aerospace Products & Parts	316.3M
Computer and electronic product manufacturing	3342 Communications Equipment 3345 Navigational/measuring/medical/control Instrument 3343 Audio & Video Equipment 3341 Computer Equipment	101.6M 15.1M 7.1M 4.4M
Crop and animal production	1119 Other Agricultural Products 1113 Fruits & Tree Nuts 1111 Oilseeds & Grains	52.4M 15.7M 5.9M
Petroleum and coal products manufacturing	3241 Petroleum & Coal Products	69.7M
Fabricated metal product manufacturing	3329 Other Fabricated Metal Products 3327 Bolts/nuts/scrws/rivts/washrs & Other Turned Prods 3325 Hardware	9.9M 7.5M 7.2M
Electrical equipment and appliance manufacturing	3353 Electrical Equipment 3359 Electrical Equipment & Components, Nesoi	14.0M 7.0M
Scrap, second-hand, and special classification	9300 Used Or Second-hand Merchandise 9900 Other Special Classification Provisions 9100 Waste And Scrap	7.9M 4.5M 4.0M
Machinery manufacturing	3339 Other General Purpose Machinery 3332 Industrial Machinery 3333 Commercial & Service Industry Machinery	10.9M 1.6M 1.3M
Motor vehicle, body, trailer, and parts manufacturing	3363 Motor Vehicle Parts 3361 Motor Vehicles	6.5M 1.6M
Plastics and rubber products manufacturing	3261 Plastics Products	7.5M

Note: Due to space constraints, some data bars are fitted to the page and not to scale.

Employment Driven by Top 10 UAE-Exporting Sectors in Washington in 2019

