

**UAE – U.S.
HISTORICAL TRADE RELATIONSHIPS**

WISCONSIN REPORT

2019 UPDATE



Table of Contents

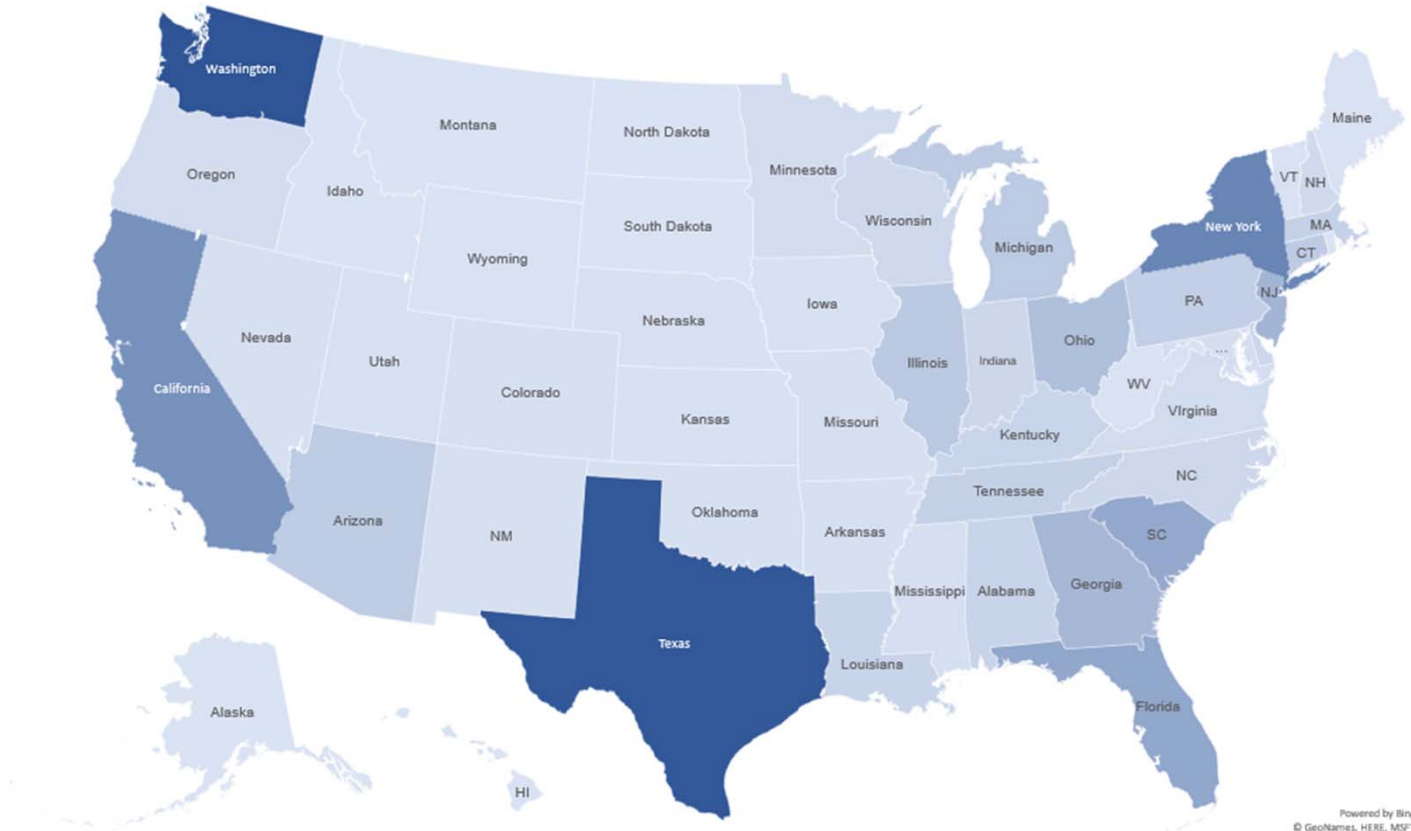
Section	Contents	Page
I	US Exports to the UAE	3
II	UAE-Supported Employment	9
III	Appendices	10

Wisconsin Exports to the UAE



U.S. State Exports to the UAE for the Years 2016-2019

2016-2019 Exports to the UAE
\$0.00B \$11.06B



Powered by Bing
© GeoNames, HERE, MSFT

A 24th
Largest Exporting State

B \$0.7B
Four-Year Total Exports

C Machinery
Manufacturing
Top Exporting Sector

D Food, Beverage and Tobacco Products
Sector with Largest Increase in Exports Since 2018

E \$129.9M
Trade Surplus in 2019

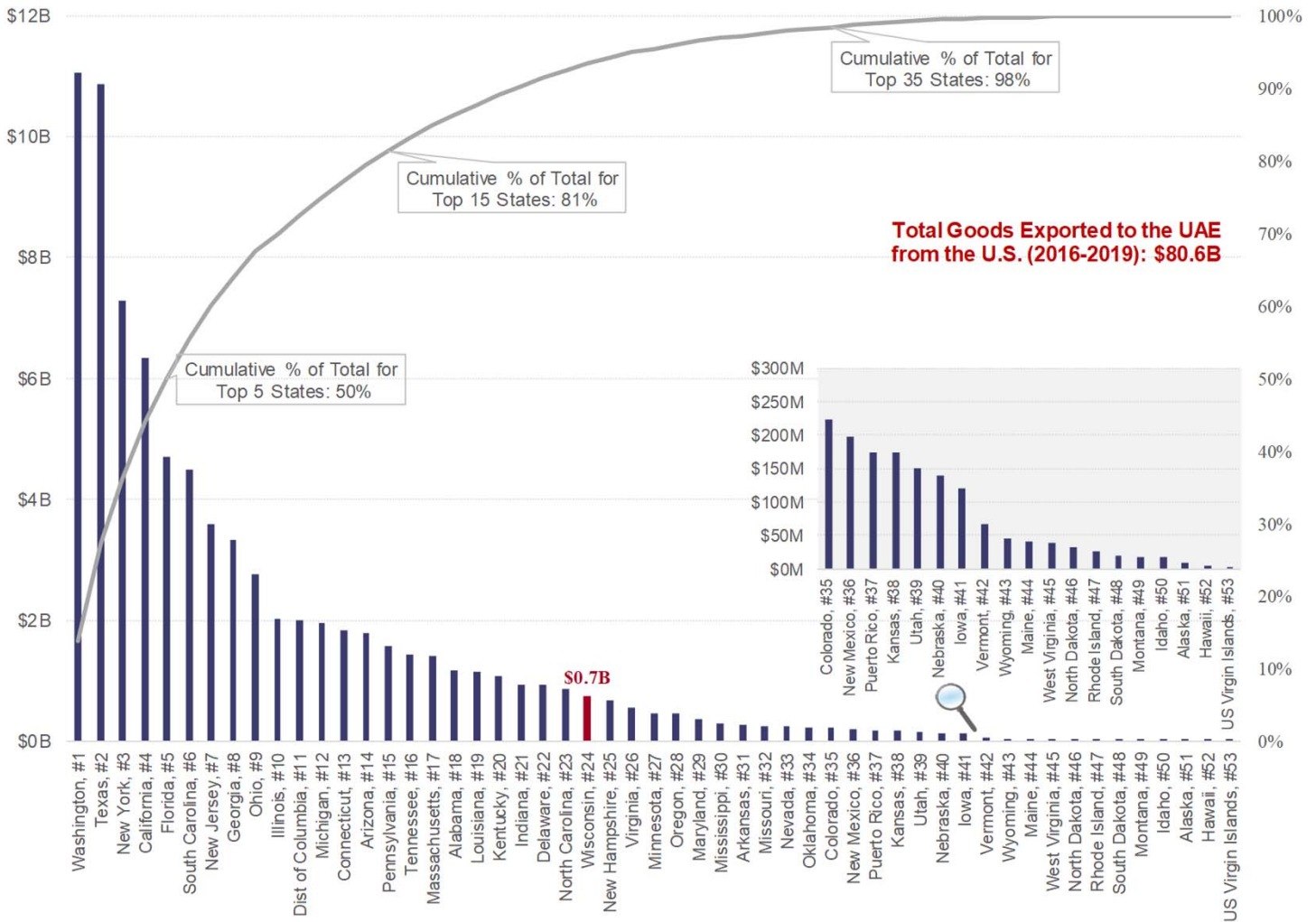
F 1,320
Jobs Supported by Exports

Wisconsin Exports to the UAE



Wisconsin ranked 24th among U.S. states and territories with \$0.7B in goods exported to the UAE between 2016 and 2019

Exhibit I.1 | U.S. State Rankings of Exports to the UAE (\$ in Billions)



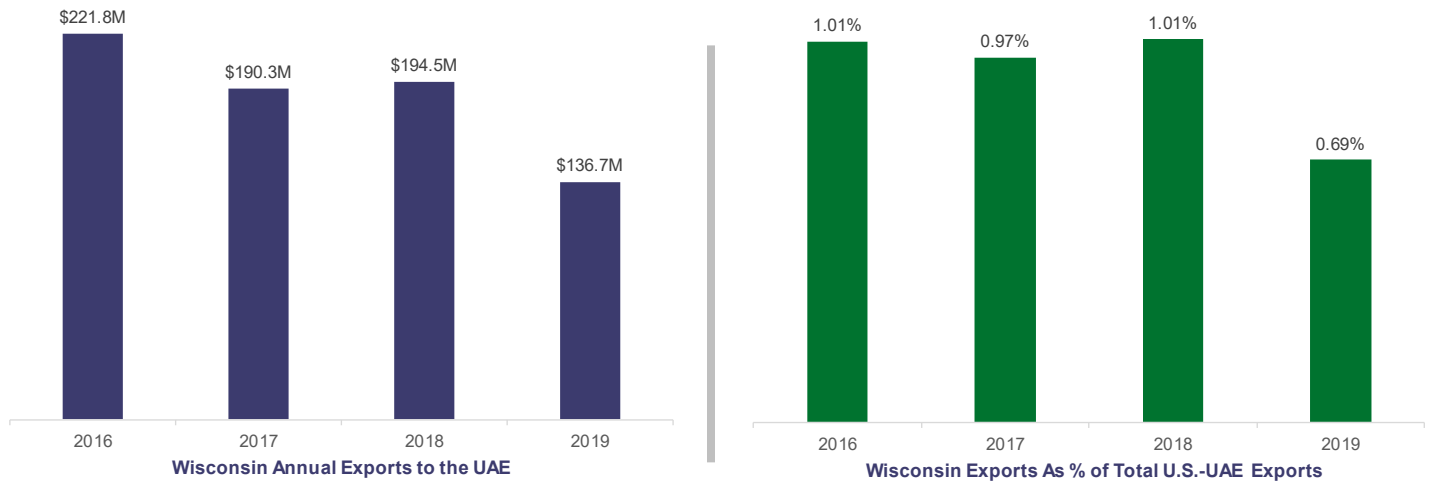
Wisconsin Exports to the UAE



B

Total value of 2019 goods exported and % of total U.S. exports is lowest in last four years

Exhibit I.2 | Wisconsin Export Values and Percent of Total by Year



\$ in millions

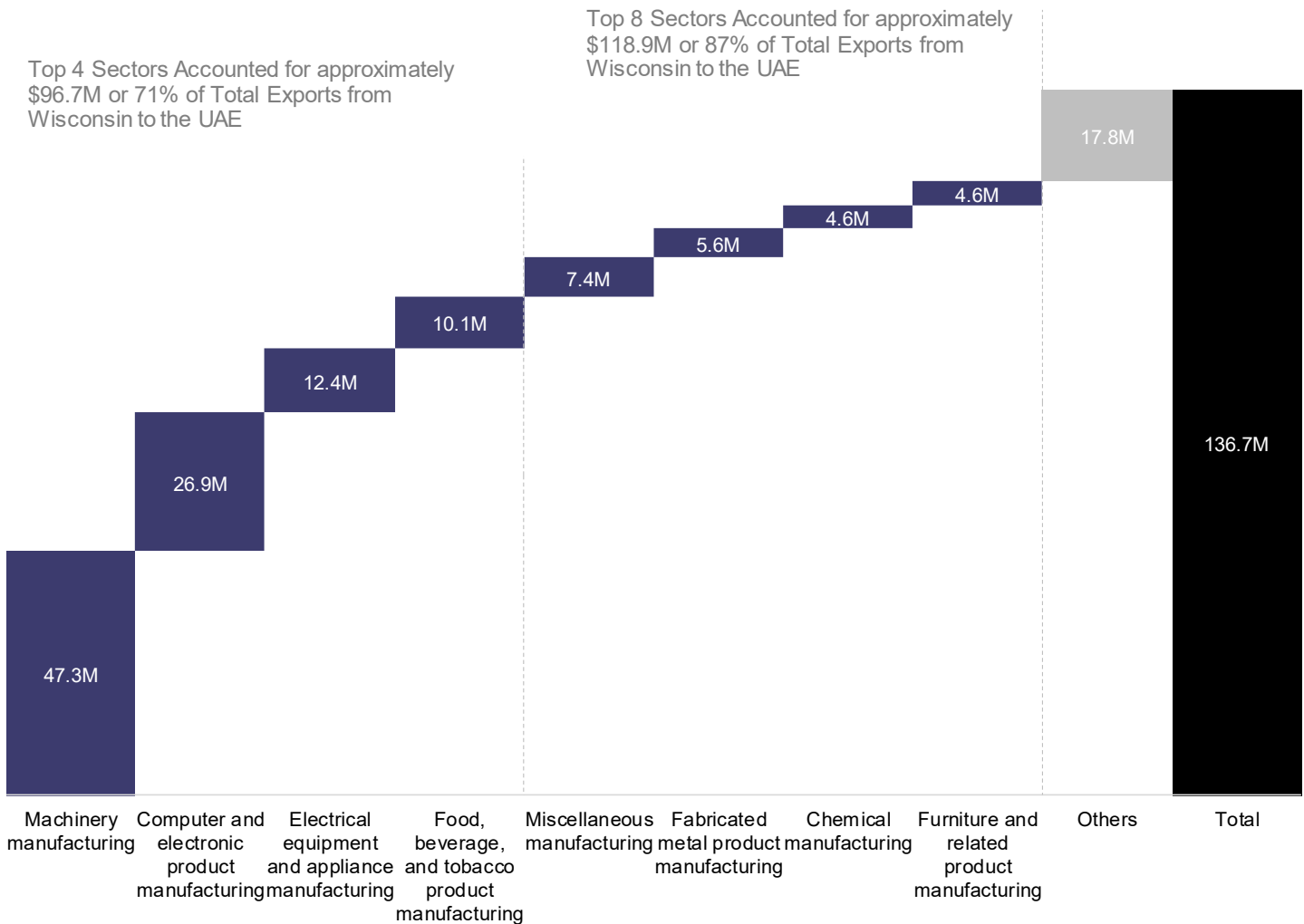
Rank	State	2016	2017	2018	2019	Trend Line	2016-2019
	All U.S. States	\$22,027.0	\$19,690.8	\$19,177.3	\$19,684.7		\$80,579.8
24	Wisconsin	1.0% \$221.8	1.0% \$190.3	1.0% \$194.5	0.7% \$136.7		0.9% \$743.3
1	Washington	18.9% \$4,157.6	20.8% \$4,104.7	10.8% \$2,080.5	3.6% \$717.4		13.7% \$11,060.2
5	Florida	6.8% \$1,487.5	6.3% \$1,244.6	5.0% \$949.9	5.1% \$1,011.3		5.8% \$4,693.3
10	Illinois	2.8% \$622.5	2.6% \$503.5	2.6% \$494.3	2.0% \$402.3		2.5% \$2,022.6
20	Kentucky	0.8% \$168.2	0.9% \$172.8	1.3% \$244.7	2.5% \$484.2		1.3% \$1,069.9
30	Mississippi	0.3% \$59.3	0.3% \$51.9	0.7% \$137.7	0.3% \$49.4		0.4% \$298.2

Wisconsin Exports to the UAE



In 2019 *Machinery Manufacturing* and *Computer Electronic Product Manufacturing* were the largest exporting sectors

Exhibit I.3 | Wisconsin’s Exporting Sectors in 2019

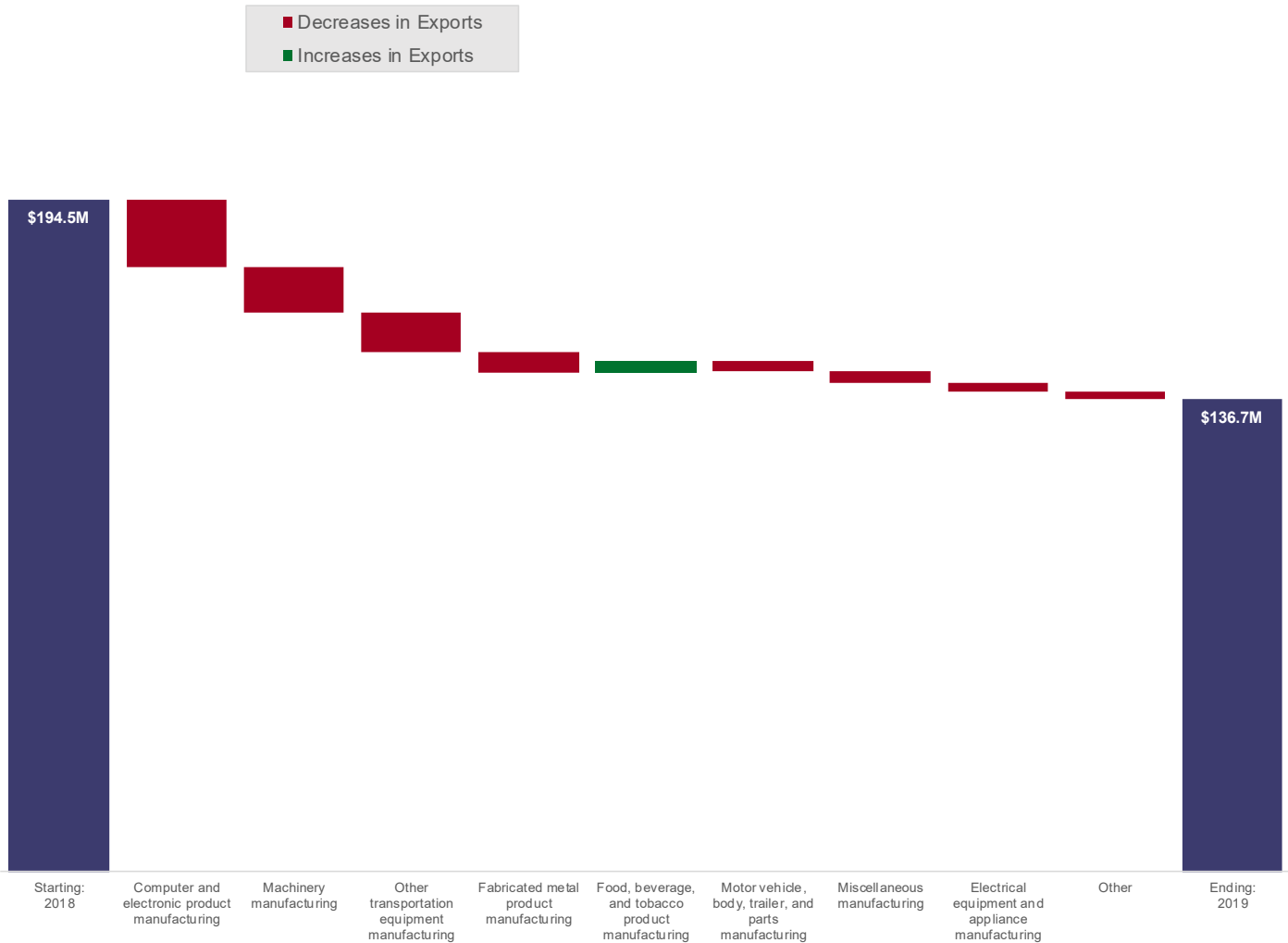


Wisconsin Exports to the UAE



From 2018 to 2019 *Food Beverage, and Tobacco Product Manufacturing* sector had the only increase in exports. *Computer and Electronic Product Manufacturing* sector had the largest decrease

Exhibit I.4 | Wisconsin's Exporting Sector Movements From 2018 to 2019

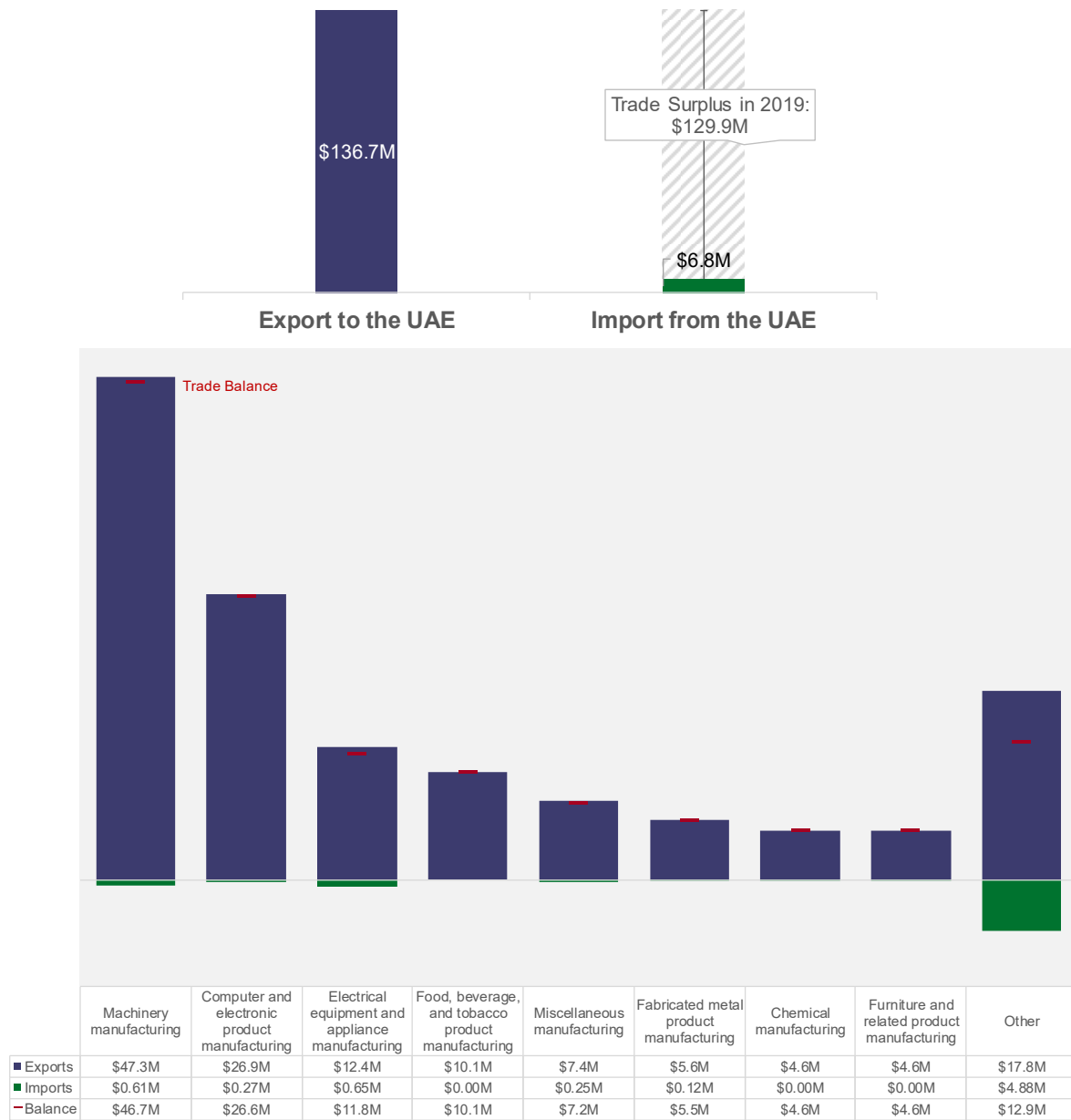


Wisconsin Exports to the UAE



E Wisconsin had a \$129.9M trade surplus with the UAE in 2019

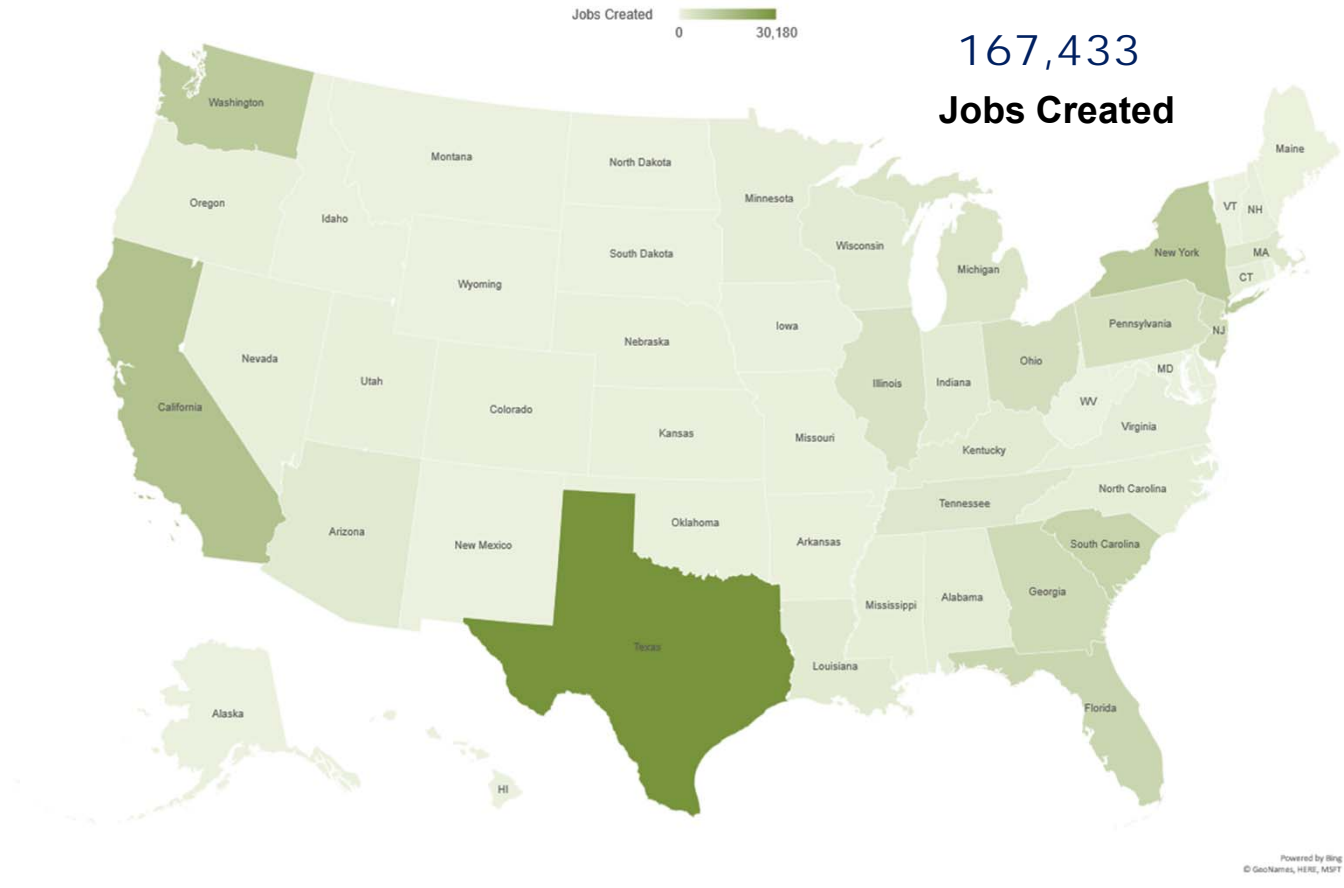
Exhibit I.5 | Wisconsin's Trade Surplus with the UAE by Sector



Wisconsin 2019 Employment Driven by Export to the UAE



Positive U.S. Employment Driven by Exports to the UAE in 2019



F 1,320 Jobs out of 167,433 Total Jobs Created in the U.S. by the UAE

Employment Driven by Wisconsin's Exports of Manufactured Goods to the UAE*	1,320	Other transportation equipment manufacturing	Computer and electronic product manufacturing	Chemical manufacturing	Fabricated metal product manufacturing	Machinery manufacturing
		25	237	34	56	411
		Electrical equipment and appliance manufacturing	Food, beverage, and tobacco product manufacturing	Miscellaneous manufacturing	Motor vehicle, body, trailer, and parts manufacturing	
		110	159	81	33	

* The sectors shown are the top ten U.S. manufacturing sectors exporting to the UAE in 2019.



EMBASSY OF THE
UNITED ARAB EMIRATES
WASHINGTON, DC

WWW.UAE-EMBASSY.ORG

APPENDICES

Appendix A



Wisconsin's Top Exporting Commodities to the UAE in 2019

This exhibit only displays commodities with annual export amounts exceeding \$1M

Sector	Top Commodity	Export Value
Machinery manufacturing	3334 Hvac & Commercial Refrigeration Equipment	18.1M
	3336 Engines, Turbines & Power Transmsn Equip	11.7M
	3339 Other General Purpose Machinery	10.8M
	3331 Ag & Construction & Machinery	3.0M
	3333 Commercial & Service Industry Machinery	1.5M
Computer and electronic product manufacturing	3345 Navigational/measuring/medical/control Instrument	15.7M
	3342 Communications Equipment	6.8M
	3341 Computer Equipment	3.6M
Electrical equipment and appliance manufacturing	3353 Electrical Equipment	4.5M
	3352 Household Appliances And Misc Machines, Nesoi	4.3M
	3351 Electric Lighting Equipment	2.0M
	3359 Electrical Equipment & Components, Nesoi	1.5M
Food, beverage, and tobacco product manufacturing	3116 Meat Products & Meat Packaging Products	4.2M
	3114 Fruits & Veg Preserves & Specialty Foods	2.5M
	3119 Foods, Nesoi	1.5M
	3115 Dairy Products	1.2M
Miscellaneous manufacturing	3391 Medical Equipment & Supplies	4.4M
	3399 Miscellaneous Manufactured Commodities	3.0M
Fabricated metal product manufacturing	3329 Other Fabricated Metal Products	4.2M
Chemical manufacturing	3254 Pharmaceuticals & Medicines	1.4M
Furniture and related product manufacturing	3372 Office Furniture (including Fixtures)	2.9M
	3371 Household & Institutional Furn & Kitchen Cabinets	1.7M
Motor vehicle, body, trailer, and parts manufacturing	3363 Motor Vehicle Parts	2.2M
Other transportation equipment manufacturing	3364 Aerospace Products & Parts	1.6M
	3369 Transportation Equipment, Nesoi	1.6M

Note: Due to space constraints, some data bars are fitted to the page and not to scale.

Employment Driven by Top 10 UAE-Exporting Sectors in Wisconsin in 2019

